

TRIBUTE

BY AUTO-TRAIL



TRIBUTE
BY AUTO-TRAIL

Travel light **GO FURTHER**



**Auto-Trail's Tribute range is always ready for adventure...
with friends or with family.**

The range continues to grow in size and versatility with two new models, additional layouts and fresh innovations introduced for 2017.

Practical and durable interiors make the affordable Tribute range the perfect base for family adventures both at home and abroad.

Affordable adventures

Featuring an extended range of 10 models, the Tribute line-up offers a choice of stylish motorhomes with creative layouts, comprehensive levels of equipment and a strong emphasis on value for money.

As you'd expect from the UK's leading specialist motorhome manufacturer, attention to detail is of the highest order, combining automotive exterior styling with fresh, uncluttered contemporary interiors.

Now built entirely in Auto-Trail's recently extended, state-of-the-art factory in the UK, the expanded 2017 range features a wider choice of layouts than ever before.





TRIBUTE
BY AUTO-TRAIL

Tributes roll in!

670 WINS

Auto-Trail vehicles swept the board in the Caravan Club's Motor Caravan Design Awards, picking up no fewer than 13 awards – and emerging as outright winner in six categories.

The popular Tribute 670 took first place in the hotly contested Van Conversions up to £40,000 category, beating stiff competition from both UK and European rivals. This roomy six-metre couples' van provides all the flexibility and practicality associated with a Tribute motorhome at an exceptionally keen price. The judges concluded: "The Tribute 670 feels like a perfect blend of compactness and practicality – combining the flexibility of a day van with comfort for couples on extended trips."

Other winners include the Tribute 620 placing 2nd for Coachbuilts £40,000 - £50,000, along with the Tribute 680 placing 3rd for Van Conversions £40,000 - £50,000.



670

680

620

Winners

THE
CARAVAN
CLUB
MOTOR CARAVAN
DESIGN AWARDS
2016



670



620

Introduction

Tribute is the latest Auto-Trail family member – sharing the same DNA as Britain’s biggest dedicated manufacturer of motorhomes, the Tribute range’s emphasis is firmly on adventure and discovery.

The Tribute range combines traditional Auto-Trail values of integrated construction and comfort with a wide range of innovative layouts and contemporary interior styling at affordable prices. The extended 10-vehicle range now includes three UK built compact leisure vehicles and the new family-friendly six-berth 726 for 2017.

From the compact and manoeuvrable 669, which will fit on most residential driveways and can potentially be used as your everyday vehicle; to the coachbuilt 736, which can sleep six comfortably, there’s a model in the Tribute range to suit every need. Exterior styling is executed to the highest automotive standards and Tribute’s innovative Cube body construction technique creates a stronger, stiffer bond between chassis and habitation compartments.

Standard features across the range include a 6-speed gearbox, ABS brakes, remote control central locking, rotating captain’s seats, tinted cab windows, driver’s airbag and colour-coded front bumper.

In the habitation compartment, all models benefit from gas and electric heating, double-glazed windows, soft-close drawers and full gas oven, grill and hob. Coachbuilt models also feature panoramic rooflights, fitted microwaves and a colour reversing camera as standard.

All 2017 Tribute models are covered by Auto-Trail’s industry-leading, fully transferrable five-year warranty scheme in addition to our ten-year body construction warranty.

* Terms and conditions apply – see www.auto-trail.co.uk for details.



Contents

669

06-07

670

08-09

680

10-11

615

12-13

620

14-15

625

16-17

715

18-19

720

20-21

726

22-23

736

24-25

Fiat Ducato

26

Choose style

27

Specifications

28-31

TRIBUTE
BY AUTO-TRAIL

Family-friendly

669



At a shade under six metres long, the Tribute 669 is compact enough for everyday use but sufficiently spacious for four people to travel and sleep in comfort.

The key to this impressive flexibility lies in the innovative bed arrangement at the rear of the van, where the pull-together lounge seats quickly convert into a double bed and another removable double bunk bed sits above.

This space-efficient layout makes the most of the 669's modest footprint, yet manages to pack in all the creature comforts of a larger vehicle – including a full shower and WC, practical kitchen and extendable dinette table.

The 669 will fit on most standard driveways – saving on expensive storage fees – and is compact enough to use as a practical everyday vehicle for active families.

View our full range online at www.tributemotorhomes.co.uk

Specifications

Sleeps	4
Seatbelts	4
Length	5.99m
Width	2.05m
Height	2.65m
GVW*	3500KG Std

*Gross Vehicle Weight





TRIBUTE
BY AUTO-TRAIL

Winner
THE CARAVAN CLUB
MOTOR CARAVAN
DESIGN AWARDS
2016

Van about town

670



The award-winning Tribute 670 is another compact but versatile sub six-metre van, with the everyday practicality to function as a sole vehicle for active couples.

Opposing pull-together lounge seats at the rear offer easily accessible load-carrying capacity in daily use and quickly form a comfortable transverse double bed when pitched up.

The dinette in the front lounge means extra passengers can also travel in safety and comfort while the rotating captain's chairs create a practical lounge diner with room to seat four around the table.

At just 5.99m long, the 670 slots easily into compact pitches and parking spaces, yet still packs in all the facilities of a larger vehicle – including a full shower, WC and practical kitchen.

Daily driver or weekend getaway vehicle: the Tribute 670 fulfils both roles with style and flair.

View our full range online at www.tributemotorhomes.co.uk

Specifications

Sleeps	2
Seatbelts	4
Length	5.99m
Width	2.05m
Height	2.65m
GVW*	3500KG Std

*Gross Vehicle Weight



No cost option
alternative layout





No cost option
alternative layout
available on 670
and 680



TRIBUTE
BY AUTO-TRAIL

3rd place



Added flexibility

680



A new addition for 2017, the Tribute 680 is a stretched version of the 670 which offers comfortable accommodation for two with the option of two singles or a double bed.

The forward-facing seats enable the 680 to carry four people in safety while the open plan rear lounge and double rear doors make it a flexible load-carrier as well as a luxury long-range tourer.

With a pair of long lounge seats, the rear living space will seat six in comfort, and when it's time to retire, this roomy sleeping compartment offers a choice of generous twin beds or a truly enormous transverse double.

Twinned with a lively but refined 115bhp 6-speed powertrain and car-like driving qualities, the 680 is an ideal base for short weekends or longer trips abroad.

View our full range online at www.tributemotorhomes.co.uk

Specifications

Sleeps	2
Seatbelts	4
Length	6.36m
Width	2.05m
Height	2.65m
GVW*	3500KG Std

*Gross Vehicle Weight



No cost option
alternative layout





Agile and spacious

615



The most compact of the Tribute coachbuilt range, the 615 adopts the classic end kitchen layout for a space-efficient, light and airy open-plan living space.

Two long opposing lounge seats will seat up to six in the central living space before converting into twin single beds or a generous transverse double bed. In Hi-Line configuration, another two beds lie above the cab.

There's a combined washroom and WC with separate shower compartment in the rear offside corner and a spacious and well-equipped kitchen across the back.

The aerodynamic bodyshell combines perfectly with Fiat's agile Ducato platform and with its large kitchen and spacious lounge, the 615 is the perfect option for sociable couples who enjoy entertaining on site.

View our full range online at www.tributemotorhomes.co.uk

Specifications

Sleeps	4 (Hi-Line)
Seatbelts	2
Length	6.34m
Width	2.35m
Height	Lo-Line: 3.03m, Hi-Line: 3.10m
GVW*	3500KG Std, 3650KG Opt

*Gross Vehicle Weight





TRIBUTE
BY AUTO-TRAIL

2nd place

THE
CARAVAN
CLUB
MOTOR CARAVAN
DESIGN AWARDS
2016

Space-efficient 620



Built on the same compact 6.3 metre platform as the 615, in Hi-Line configuration, the Tribute 620 is a genuine multi-berth motorhome with four berths and four belted travelling seats.

A four-seater dinette sits behind the cab seats, enabling four passengers to travel in comfort – although this can be substituted for an L-shaped lounge dinette that still incorporates belted travel seats but creates a wonderfully roomy lounge. A corner washroom and toilet with separate shower cubicle and a spacious end kitchen complete the layout.

Built on Fiat's wide track chassis for extra stability, the 620 comes with the refined 130bhp MultiJet II engine. Like the rest of the Tribute coachbuilt range, standard equipment includes 6-speed gearbox, ABS brakes, remote control central locking, a panoramic rooflight, colour reversing camera, fitted microwave and removable carpets.

View our full range online at www.tributemotorhomes.co.uk

Specifications

Sleeps	5 (Hi-Line)
Seatbelts	4
Length	6.34m
Width	2.35m
Height	Lo-Line: 3.03m, Hi-Line: 3.10m
GVW*	3500KG Std, 3650KG Opt

*Gross Vehicle Weight





TRIBUTE
BY AUTO-TRAIL

Room with a view

625



The Tribute 625 is a firm favourite in the UK – a large end lounge layout complete with panoramic windows on three sides – within a compact 6.3 metre platform.

In Hi-Line configuration, this gives couples the option of converting the lounge into a generous double bed or sleeping up above the cab, while the new Lo-Line option for 2017 substitutes the additional berths for extra overcab storage. The fully equipped kitchen sits on the nearside behind the cab seats, with the toilet, washroom and separate shower compartment opposite.

The aerodynamic bodyshell combines perfectly with Fiat's agile Ducato platform and with its welcoming rear lounge, the 625 is an ideal option for sociable couples who enjoy company on their holidays.

Fiat Comfort-Matic transmission option available on 130bhp, 147bhp and 177bhp engines.

View our full range online at www.tributemotorhomes.co.uk

Specifications

Sleeps	4 (Hi-Line)
Seatbelts	2
Length	6.34m
Width	2.35m
Height	3.10m
GVW*	3500KG Std, 3650KG Opt

*Gross Vehicle Weight





Flexible multi-berth

715



The Tribute 715 is an incredibly flexible multi-berth motorhome offering accommodation for up to six people.

With a fixed bed at the back of the habitation area, a large central lounge and (in Hi-Line configuration with the optional L-shaped dinette) two more berths over the cab, it offers separate sleeping quarters for parents and children and ample room for a family of four, with the potential to accommodate six.

Both the kitchen and corner end washroom are located on the offside, leaving room for a central side access door on the nearside.

Despite its longer chassis, the 715's aerodynamic bodyshell combines well with Fiat's refined 130bhp MultiJet II engine and with its spacious accommodation, the 715 makes a perfect touring base for active families.

View our full range online at www.tributemotorhomes.co.uk

Specifications

Sleeps	6 (Hi-Line)
Seatbelts	2 (4 Option)
Length	7.06m
Width	2.35m
Height	Lo-Line: 3.03m, Hi-Line: 3.10m
GVW*	3500KG Std, 3650KG Opt

*Gross Vehicle Weight





TRIBUTE
BY AUTO-TRAIL

Perfect for families

720



Designed with two distinct lounging areas, the spacious Tribute 720 gives children and parents their own dedicated zones.

Up front, behind the cab seats, there's an ample lounge-diner with seating for up to five people with the swivel cab seats rotated. At the rear of the vehicle, there's a second lounge – which makes a perfect little playroom.

The two zones are separated by the nearside kitchen and washroom and wardrobe opposite and both can be converted into double beds at night time.

In Hi-Line configuration, the 720 can sleep up to six, with belted travel seats for four, making it a superb all-rounder for family adventures.

Fiat Comfort-Matic transmission option available on 130bhp, 147bhp and 177bhp engines.

View our full range online at www.tributemotorhomes.co.uk

Specifications

Sleeps	6 (Hi-Line)
Seatbelts	4
Length	7.06m
Width	2.35m
Height	Lo-Line: 3.03m, Hi-Line: 3.10m
GVW*	3500KG Std, 3650KG Opt

*Gross Vehicle Weight





New for younger families

726



The all-new 726 is the second model in the expanding Tribute range to offer six berths and six belted travelling seats for greater flexibility.

This innovative new layout incorporates a large front lounge seating up to seven, with an overcab double bed and a pair of full-size longitudinal bunks on the rear nearside. A double dinette variant adds two extra belted travel seats on an uprated 3650kg chassis. A generous and well-equipped kitchen runs along the offside with a large washroom and WC behind and a separate shower located in the middle.

Cube construction with steel bracing provides a stronger and stiffer connection between chassis and habitation compartment for a quieter interior on the road, while Grade 3 insulation throughout maintains a cosy and comfortable environment inside, when it's cold outside.


The 726's aerodynamic bodyshell is well matched with Fiat's refined 130bhp multijet II engine, for an agile drive and smooth ride.

View our full range online at www.tributemotorhomes.co.uk

Specifications

Sleeps	6 (Hi-Line)
Seatbelts	4 (6 Option)
Length	7.06m
Width	2.35m
Height	Lo-Line: 3.03m, Hi-Line: 3.10m
GVW*	3500KG Std, 3650KG Opt

*Gross Vehicle Weight





Room for everyone

736



*Optional DD shown

Making its debut last year, the Tribute 736 provides two distinct living spaces for parents and children.

Behind the rotating cab seats is a spacious front lounge, separated from the U-shaped rear lounge by the nearside kitchen and a washroom on the offside.

In Hi-Line configuration, with the optional double dinette, the 736 will sleep six and if the dinette is specified with both front and rear-facing seatbelts, a driver and five passengers can travel in safety.

Built on Fiat's 7.25 metre wider track chassis for extra stability, standard equipment includes 6-speed gearbox, ABS brakes, remote control central locking, a panoramic rooflight, colour reversing camera, fitted microwave and removable carpets.

The excellent value Driver's Pack adds metallic paint, ESC traction control and hill descent assistance, cruise control, cab air conditioning and a passenger airbag (see page 26).

View our full range online at www.tributemotorhomes.co.uk

Specifications

Sleeps	6 (Hi-Line)
Seatbelts	4 (6 Option)
Length	7.25m
Width	2.35m
Height	Lo-Line: 3.03m, Hi-Line: 3.10m
GVW*	3500KG Std, 3650KG Opt (standard with 6 belts)

*Gross Vehicle Weight





TRIBUTE
BY AUTO-TRAIL

Fiat DUCATO

Driver's Pack Enhance your specification



The Tribute enjoys a high level of specification as standard, but for customers who want extra style and comfort, the popular Driver's Pack represents excellent value for money.

- Metallic silver exterior paint and colour-coded front bumper
- ESC – Electronic Stability Control
- Traction + Hill-Hold
- Cruise control including speed limiter
- Passenger airbag
- Electric mirrors
- Steering wheel controls
- Cab air conditioning

only £1499

More reasons to choose **Fiat Ducato**

- Built at Atessa – the largest and most advanced commercial vehicle manufacturing plant in Europe
- Stylish car-like design touches like the narrower headlight lenses and LED daytime running lights
- Re-engineered power steering and uprated brakes
- Cruise control with speed limiter as standard (Speed limiter n/a on 177bhp)
- Cab air conditioning as standard
- Comfort-Matic transmission

*ESC, featuring hill hold – please note, hill hold activates on 5% incline or over **Traction Plus, including hill descent – please note, activates up to 30kph. **See back cover for more details**

Choose your **STYLE**

From weekend getaway vehicle for active couples to a spacious base for family adventures, the Tribute range has a model to suit every need.

The 10-vehicle Tribute range breaks down into three distinct styles of vehicle to meet the diverse needs of today's growing community of motor caravanners.

Take a factory tour

Discover the Tribute difference at our recently extended, state-of-the-art production facility. See the complex production process at first hand and get a unique insight into the care and attention to detail that goes into each and every one of our leisure vehicles.

To pre-book your tour, simply visit our website to check for availability:

www.auto-trail.co.uk/factorytours



The Compact

Compact enough to keep on the driveway with car-like driving characteristics and everyday practicality, these flexible vehicles are ideally suited to adventurous couples or active families.

The Lo-Line

Available on all seven coachbuilt Tribute variants, the Lo-Line format dispenses with an overcab bed to provide useful extra overcab storage for longer trips and is very popular with couples. (No cost option)

The Hi-Line

Hi-Line configuration is better suited to families who need the extra berths while leaving room in the lounge to relax and unwind after the children have gone to bed. (No cost option)

Details

TECHNICAL SPECIFICATION


The specification of all Tribute models has been further enhanced by our choice of the legendary Fiat X250 Ducato chassis as the base for all of our vehicles. We also specify additional features such as air cooled water bottle storage, USB ports, tablet holder and swivelling captain seats with twin armrests. The chassis is also wide track on all

coachbuilt models, offering increased stability. Complete your driving experience with our additional Driver's Pack (see page 26).

† **Mass in Running Order (MRO):** The Mass in Running Order (MRO) is the mass of the empty vehicle including a 75kg allowance for the driver, the Diesel tank full and an LPG cylinder full. The MRO is calculated with the freshwater tank empty on all models and with one 13kg LPG cylinder. Should you choose

to travel with water in your freshwater tank, or an additional LPG cylinder, then the MRO figure must be adjusted accordingly.

TOLERANCES: The MRO figure quoted is representative of a number of similar specification models weighed on our fully calibrated axle weighbridge. Because of the materials and construction techniques used in the manufacture of our motorhomes, all weights quoted by us are subject to the tolerances allowed in Regulation (EU) No. 1230/2012 (+/-3%).

 ENGINE and CHASSIS	669	670	680	615	620	625	715	720	726	736
Base vehicle/chassis model	Fiat Ducato	Fiat Ducato	Fiat Ducato	Fiat Ducato	Fiat Ducato	Fiat Ducato	Fiat Ducato	Fiat Ducato	Fiat Ducato	Fiat Ducato
Wheel base (mm)	4035	4035	4035	3450	3450	3450	4035	4035	4035	4035
Engine type	MultiJet II	MultiJet II	MultiJet II	MultiJet II	MultiJet II	MultiJet II	MultiJet II	MultiJet II	MultiJet II	MultiJet II
Output (bhp) – Euro 6, 4 cylinder	115	115	115	130	130	130	130	130	130	130
Engine torque - Nm@1750rpm	290	290	290	320	320	320	320	320	320	320
Cylinder capacity (cc)	2000	2000	2000	2300	2300	2300	2300	2300	2300	2300
Front wheel drive – 6 speed manual gearbox	✓	✓	✓	✓	✓	✓	✓	✓	✓	✓
Fiat Comfort-Matic gearbox (automatic)	-	-	-	✓	✓	✓	✓	✓	✓	✓
Turbo charger with Intercooler	✓	✓	✓	✓	✓	✓	✓	✓	✓	✓
Power assisted steering	✓	✓	✓	✓	✓	✓	✓	✓	✓	✓
ESC* – Electronic Stability Control, including 'Hill-Hold' facility (Driver's Pack)	£	£	£	£	£	£	£	£	£	£
Traction Plus** – including 'hill descent' facility (Driver's Pack)	£	£	£	£	£	£	£	£	£	£
ABS – Anti-lock Braking System/EBD – Electronic Brake-Force Distribution	✓	✓	✓	✓	✓	✓	✓	✓	✓	✓
Disc brakes front and rear	✓	✓	✓	✓	✓	✓	✓	✓	✓	✓
Cruise control – including speed limiter function (Driver's Pack)	£	£	£	£	£	£	£	£	£	£
Electrically operated cab windows	✓	✓	✓	✓	✓	✓	✓	✓	✓	✓
Electrically operated and heated mirrors (Driver's Pack)	£	£	£	£	£	£	£	£	£	£
Steering wheel controls for radio and telephone (Driver's Pack)	£	£	£	£	£	£	£	£	£	£
Remote control central locking to cab doors	✓	✓	✓	✓	✓	✓	✓	✓	✓	✓
DRL – Daytime Running Lights	✓	✓	✓	✓	✓	✓	✓	✓	✓	✓
Driver's airbag	✓	✓	✓	✓	✓	✓	✓	✓	✓	✓
Passenger airbag (Driver's Pack)	£	£	£	£	£	£	£	£	£	£
Cab air conditioning (Driver's Pack)	£	£	£	£	£	£	£	£	£	£
Fully upholstered driver and passenger Captain's seats with twin armrests	✓	✓	✓	✓	✓	✓	✓	✓	✓	✓

✓ Standard – Not applicable £ Cost option ltr Litres kg Kilograms m Metres mm Millimetres v Volts bhp Brake Horsepower cc Cubic Centimetres Nm Newton Metres

*ESC, featuring hill hold – please note, hill hold activates on 5% incline or over **Traction Plus, including hill descent – please note, activates up to 30kph

ENGINE and CHASSIS cont...

	669	670	680	615	620	625	715	720	726	736
Exterior colour metallic silver (Driver's Pack)	£	£	£	£	£	£	£	£	£	£
Colour coded front bumper	✓	✓	✓	✓	✓	✓	✓	✓	✓	✓
Aluminium painted front grille	✓	✓	✓	✓	✓	✓	✓	✓	✓	✓
Tinted windows to cab	✓	✓	✓	✓	✓	✓	✓	✓	✓	✓
Spare wheel and underslung carrier	✓	✓	✓	✓	✓	✓	✓	✓	✓	✓
Folding tablet/phone holder in cab area	✓	✓	✓	✓	✓	✓	✓	✓	✓	✓
Multi-functional trip computer	✓	✓	✓	✓	✓	✓	✓	✓	✓	✓
High level instrument cluster featuring chrome instrument bezels	-	-	-	✓	✓	✓	✓	✓	✓	✓
AM/FM radio tuner – AUX/USB/iPod connection, integrated MP3, Bluetooth hands free system	✓	✓	✓	✓	✓	✓	✓	✓	✓	✓
Bottle/cup holder, including USB charging point to cab area	✓	✓	✓	✓	✓	✓	✓	✓	✓	✓
Cab carpets	✓	✓	✓	✓	✓	✓	✓	✓	✓	✓
Wide rear axle for increased stability	-	-	-	✓	✓	✓	✓	✓	✓	✓
Internal cab insulating screens	✓	✓	✓	✓	✓	✓	✓	✓	✓	✓

WEIGHT and DIMENSIONS





Overall length (m)		5.99 (19'7")	5.99 (19'7")	6.36 (20'10")	6.34 (20'9")	6.34 (20'9")	6.34 (20'9")	7.06 (23'2")	7.06 (23'2")	7.06 (23'2")	7.25 (23'9")
Overall height (m)	Lo-Line	2.65 (8' 8")	2.65 (8' 8")	2.65 (8' 8")	3.03 (9' 11")	3.03 (9' 11")	3.03 (9' 11")	3.03 (9' 11")	3.03 (9' 11")	3.03 (9' 11")	3.03 (9' 11")
	Hi-Line	-	-	-	3.10 (10' 2")	3.10 (10' 2")	3.10 (10' 2")	3.10 (10' 2")	3.10 (10' 2")	3.10 (10' 2")	3.10 (10' 2")
Overall width (mirrors folded) (m)		2.05 (6' 8")	2.05 (6' 8")	2.05 (6' 8")	2.35 (7' 8")	2.35 (7' 8")	2.35 (7' 8")	2.35 (7' 8")	2.35 (7' 8")	2.35 (7' 8")	2.35 (7' 8")
Maximum authorised weight (kg)		3500	3500	3500	3500/3650	3500/3650	3500/3650	3500/3650	3500/3650	3500/3650	3500/3650
MRO † – Mass in Running Order (kg)		2900	2880	2970	2950	2960	2930	3070	3105	3100	3120
Maximum gross train weight (kg)		6000	6000	6000	4750/4900	4750/4900	4750/4900	4750/4900	4750/4900	4750/4900	4750/4900
Designated travelling seats (incl. driver)		4	4	4	2	4	2	2 (4 option)	4	4 (6 option)	4 (6 option)
Capable of sleeping		4	2	2	4 (Hi-Line)	4 (Hi-Line)	4 (Hi-Line)	6 (Hi-Line)	6 (Hi-Line)	6 (Hi-Line)	6 (Hi-Line)

MAX. BED MEASUREMENTS

Over cab (Hi-Line version only) (m)		-	-	-	1.89 x 1.18 (6'2" x 3' 11")	1.89 x 1.18 (6'2" x 3' 11")	1.89 x 1.18 (6'2" x 3' 11")	1.89 x 1.18 (6'2" x 3' 11")	1.89 x 1.18 (6'2" x 3' 11")	1.89 x 1.18 (6'2" x 3' 11")	1.89 x 1.18 (6'2" x 3' 11")
Rear (m) (x 2 on 669)	Lower	1.36 x 1.86 (4'5" x 6'1")	1.36 x 1.86 (4'5" x 6'1")	1.44 x 1.86 (4'9" x 6' 1")	-	-	2.17 x 1.86 (7'1" x 6' 1")	1.35 x 1.9 (4'5" x 6' 3")	2.17 x 1.35 (7'1" x 4' 5")	1.85 x 0.70 (6'1" x 2'3")	2.17 x 1.46 (7'1" x 4'9")
	Upper	1.20 x 1.79 (3'10" x 5'10")	-	-	-	-	-	-	-	1.85 x 0.70 (6'1" x 2'3")	-
Front nearside (m)		-	-	-	0.73 x 1.86 (2' 5" x 6' 1")	0.60 x 1.86 (2' 0" x 6' 1")	-	-	-	-	-
Front offside (m)		-	-	-	0.73 x 1.86 (2' 5" x 6' 1")	1.22 x 1.86 (4' 0" x 6' 1")	-	-	-	-	-
Front double (m)		-	-	-	1.87 x 2.17 (6' 1" x 7' 1")	-	-	2.17 x 1.22 (7' 1" x 4' 0")	2.17 x 1.22 (7' 1" x 4' 0")	2.17 x 1.22 (7' 1" x 4' 0")	1.86 x 1.04 (6'1" x 3'4")
Rear nearside single (in lieu of rear double) (m)		-	-	-	-	-	0.7 x 1.77 (2' 4" x 5' 10")	-	-	-	-
Rear offside single (in lieu of rear double) (m)		-	-	-	-	-	0.7 x 1.86 (2' 4" x 6' 1")	-	-	-	-

EXTERIOR STYLE and FEATURES

Integral moulded entrance step		-	-	-	✓	✓	✓	✓	✓	✓	✓
Electrically operated step		-	-	-	✓	✓	✓	✓	✓	✓	✓
Acrylic capped ABS side skirts and rear bumper		-	-	-	✓	✓	✓	✓	✓	✓	✓
High impact GRP scratch resistant side walls		-	-	-	✓	✓	✓	✓	✓	✓	✓
High level brake light		✓	✓	✓	✓	✓	✓	✓	✓	✓	✓
Low level side running lights		-	-	-	✓	✓	✓	✓	✓	✓	✓

 FLOOR COVERINGS and UPHOLSTERY	669	670	680	615	620	625	715	720	726	736
Cushioned vinyl flooring	✓	✓	✓	✓	✓	✓	✓	✓	✓	✓
Removable bound-edged carpets	✓	✓	✓	✓	✓	✓	✓	✓	✓	✓
Luxury 'Tabatha' upholstery and dress curtains	✓	✓	✓	✓	✓	✓	✓	✓	✓	✓
Matching upholstered driver and passenger seat covers	✓	✓	✓	✓	✓	✓	✓	✓	✓	✓
Scatter cushions x2	✓	✓	✓	✓	✓	✓	✓	✓	✓	✓
Fire retardant upholstery	✓	✓	✓	✓	✓	✓	✓	✓	✓	✓
 VENTILATION										
Double glazed windows fitted with blinds and flyscreens	✓	✓	✓	✓	✓	✓	✓	✓	✓	✓
Panoramic roof light	-	-	-	✓	✓	✓	✓	✓	✓	✓
Translucent roof light/s	✓	✓	✓	✓	✓	✓	✓	✓	✓	✓
 WATER and GAS										
Fresh water tank capacity (ltr)	70	70	70	135	135	135	135	135	135	135
Waste water tank capacity (ltr)	70	70	70	85	85	85	85	85	85	85
Gas bottle storage, propane (kg)	-	-	-	1 x 6, 1 x 13	1 x 6, 1 x 13	1 x 6, 1 x 13	1 x 6, 1 x 13	1 x 6, 1 x 13	1 x 6, 1 x 13	1 x 6, 1 x 13
25ltr underslung LPG gas tank	✓	✓	✓	-	-	-	-	-	-	-
 EQUIPMENT INCLUDED										
3kW gas and/or 2kW – 230v heating with 12v blown air	-	-	-	✓	✓	✓	✓	✓	✓	✓
Gas/electric 10 ltr ultra-store water heater	-	-	-	✓	✓	✓	✓	✓	✓	✓
Combi 4kW gas/230v blown air heating and hot water	✓	✓	✓	-	-	-	-	-	-	-
Refrigerator with freezer compartment	✓	✓	✓	✓	✓	✓	✓	✓	✓	✓
Gas hob with glass lid	3 burner	3 burner	3 burner	3 burner	3 burner	3 burner	3 burner	3 burner	3 burner	3 burner
Full oven and grill	✓	✓	✓	✓	✓	✓	✓	✓	✓	✓
12v electric flush toilet with pull-along cassette	✓	✓	✓	✓	✓	✓	✓	✓	✓	✓
12v LED low energy lighting	✓	✓	✓	✓	✓	✓	✓	✓	✓	✓
Charger/transformer system	✓	✓	✓	✓	✓	✓	✓	✓	✓	✓
Cutlery drawer	✓	✓	✓	✓	✓	✓	✓	✓	✓	✓
TV aerial preparation	✓	✓	✓	✓	✓	✓	✓	✓	✓	✓
Digital 12v management system	✓	✓	✓	✓	✓	✓	✓	✓	✓	✓
230v sockets	✓	✓	✓	✓	✓	✓	✓	✓	✓	✓
230v electric socket stack to kitchen area	✓	✓	✓	✓	✓	✓	✓	✓	✓	✓
Exterior 12v LED awning light	✓	✓	✓	✓	✓	✓	✓	✓	✓	✓
Fully fitted microwave with stainless steel surround	-	-	-	✓	✓	✓	✓	✓	✓	✓
12v, 3 speed Omnivent roof ventilator	-	-	-	✓	✓	✓	✓	✓	✓	✓
Chrome crockery storage holders	-	-	-	✓	✓	✓	✓	✓	✓	✓
Colour reversing camera	-	-	-	✓	✓	✓	✓	✓	✓	✓
Witter Towbar and electrics	£	£	£	£	£	£	£	£	£	£
Stainless steel sink unit with glass lid	✓	✓	✓	✓	✓	✓	✓	✓	✓	✓
Solid wood furniture and locker construction	✓	✓	✓	✓	✓	✓	✓	✓	✓	✓
CO ² alarm	✓	✓	✓	✓	✓	✓	✓	✓	✓	✓
Fire extinguisher and smoke alarm	✓	✓	✓	✓	✓	✓	✓	✓	✓	✓
All gas appliances are fitted with FFD (flame failure device)	✓	✓	✓	✓	✓	✓	✓	✓	✓	✓
5 year warranty †	✓	✓	✓	✓	✓	✓	✓	✓	✓	✓
10 year Body Construction Integrity warranty †	✓	✓	✓	✓	✓	✓	✓	✓	✓	✓

† Terms and conditions apply – see www.auto-trail.co.uk for details.

✓ Standard – Not applicable £ Cost option ltr Litres kg Kilograms m Metres mm Millimetres v Volts bhp Brake Horsepower cc Cubic Centimetres Nm Newton Metres

Your GUARANTEE

Extended peace of mind

Your Tribute motorhome comes with a 5-year warranty as standard, so wherever your travels take you, you can rest assured that your motorhome won't let you down, and our approved dealers will take care of your vehicle. The 2-year manufacturer's warranty is supplemented with an additional 3-year insurance-backed policy meaning chassis and body are covered for 5 years in total.

Continuing confidence

Our industry leading warranty is also complemented by a 10-year manufacturer's Body Construction Integrity warranty.



The SMALL PRINT

Whilst our design and engineering team work to constantly exceed the expectations of our customers, the important issue of safety is also addressed. Each and every Tribute motorhome is fully compliant with Quality Standards ISO 9002 and the latest European standards governing motorhome construction and use. Photographs may show other optional extras and may contain photography props not included with the purchase of a vehicle. The content of this publication is as accurate as possible from the information available at the time of going to press (October 2016). Tribute Motorhomes reserve the right to alter specifications, prices and model ranges as materials and conditions demand, which could affect the unladen weight and therefore can accept no responsibility for discrepancies between this information and subsequent models. Please consult your Tribute stockist for full details and latest specifications. All motorhomes in this brochure conform to European Standards for Motorhomes: EN1646.

New Ducato MY 14 Hill-Holder function: The "Hill-Holder" is provided together with the ESC. This content does not affect safety, but rather comfort, helping the driver with hill starts. The device, by combining the information from dedicated sensors (on pedal unit, gearbox and Powertrain Control Module), automatically provides the braking torque necessary to keep the vehicle stationary on a slope, without the driver holding down the brake pedal. The system automatically disengages after 2.5 seconds, or when the driver, releasing the clutch and accelerating, requests the engine torque required for setting off.

Hill Holder system: This system is an integral part of the ESC system and facilitates starting on slopes. It is automatically activated in the following conditions:

- uphill: vehicle stationary on a road with a gradient higher than 5%, engine running, brake pressed and gearbox in neutral or gear (other than reverse) engaged
- downhill: vehicle stationary on a road with a gradient higher than 5%, engine running, brake pressed and reverse gear engaged. When setting off, the ESC system control unit maintains the braking pressure on the wheels until the torque necessary for starting is reached, or in any case for a maximum of 2 seconds, allowing your right foot to be moved easily from the brake pedal to the accelerator. When two seconds have elapsed, without starting, the system is automatically deactivated, gradually releasing the braking pressure. During this release stage, the typical brake disengagement noise indicating that the vehicle is going to move imminently will be heard.

IMPORTANT: The Hill Holder system is not a parking brake; therefore, never leave the vehicle without having engaged the handbrake, turned the engine off and engaged first gear, so that it is parked in safe conditions.

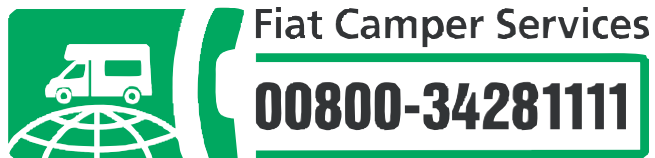
Private exporting of vehicles: Tribute Motorhomes are designed and manufactured to operate in a specific country or region and therefore it is imperative that when purchasing a new vehicle, the buyer should be completely aware of the design and operating parameters of the product. Vehicles purchased in the UK are

not only built to the necessary European Directives and Standards (e.g. ECWVTA – Type approval), but also are equipped with components that are designed to operate in a typical European temperate climate.

Should a customer choose to export a registered vehicle from the UK, or purchase a vehicle from a non-aligned dealership outside the UK, it is their responsibility to ensure that any required modifications have been completed to the correct standard, and that the vehicle complies with all legislation of the country in which the vehicle is to be registered. Any equipment that is operated in a country that it is not designed for will either not perform correctly and could possibly fail. This equipment may also not be covered by the appliance manufacturer's warranty.

Similarly, Tribute vehicles are designed to be used on normal tarmac roads, with occasional off road campsite use. Should a vehicle be used outside of these conditions, the vehicle could suffer undue load, stress and ingress of debris and therefore Tribute will not be held liable for any such failure and as a result any applicable warranty will be void.

Please note, this brochure is only a guide. For the latest information on our motorhomes please visit our website www.tributemotorhomes.co.uk.



Fiat has set up a dedicated call centre for motorhome owners. Simply call **00800 3428 1111**, where an English-speaking operator will transfer you to a specialist technician or to Fiat Camper Assistance.

Fiat has a European network of more than 6,500 Fiat Ducato service centres, where you will find fully equipped workshops, specialist personnel and all the parts you could need for your motorhome.

Fiat has also established more than 1,700 specialist centres where motorhome drivers are always welcome: **Fiat Camper Assistance** workshops all have the capacity, lifts and parking areas suitable for your vehicle.

If you require immediate help in the event of an accident, breakdown, running out of fuel, loss of keys, theft, etc, Fiat Camper Assistance, the on-road support team specially set up to help drivers of Fiat-based motorhomes, is available 24/7 by calling **00 39 02 4441 2160**. If your motorhome needs repairing, a replacement vehicle of suitable size and hotel accommodation will be provided. The Fiat Camper Assistance call centre remains in direct contact with you and the workshop to ensure your vehicle is repaired quickly, so you can resume your trip as soon as possible.

NAVIGATION AID

Your vehicle may be fitted with an audio / visual navigation aid. This navigation aid is designed to assist the driver whilst travelling, it is not meant to replace a driver's self-judgement as to the suitability of a specific route for their vehicle. Auto-Trail will not accept any responsibility for any accident caused by a driver's negligence.

Authorised stockist details:



A member of the Trigano Group of companies

Tribute Motorhomes, Trigano House, Genesis Way, Europarc, Grimsby, North East Lincolnshire, DN37 9TU

Call: **+44 (0)1472 571000** Email: **sales@tributemotorhomes.co.uk** Parts Department: **+44 (0)1472 571003**

www.tributemotorhomes.co.uk

Issue 2 Oct 2016

13021 Designed and produced by Kal Group. Email: letstalk@kal-group.com or visit the website at www.kal-group.com