

PREMIUM CLASS

Integrated 2019



carthago[®]

Das Reisemobil.

Table of Contents

Carthago – More than just a company	4
The premium integrated one	12
The Carthago fascination of living	14
Series Overview	24

LIGHTWEIGHT PREMIUM CLASS



c-compactline Super-Lightweight	30
The lightest motorhome of the integrated 3.5 t Premium Class, suitable for remote areas thanks to the 15 cm narrower exterior width and compact vehicle length	
Models	40
Technology	46
Standard Equipment Highlights	50

CONVENIENT LIGHTWEIGHT PREMIUM CLASS



c-tourer Lightweight	52
The all-rounder – also with practical models for the 3.5 t weight class	
Models	62
Technology	70
Standard Equipment Highlights	74

Carthago web code – more information for you

There's a lot more to say about our premium motorhomes than we can fit in the catalogue! We have stored web codes for important topics, with which you can go directly to the relevant page for more information. Using the web codes is simple: Visit our website at carthago.com and click on the magnifying glass icon at the top right. Then enter the web code in the search field and confirm. You will be forwarded directly to the required page.



This web code leads you to general, additional information.



With this web code, you can watch a film about the relevant topic.



With this web code, you can examine a 360° panorama view on the relevant topic.



LINER PREMIUM CLASS



chic c-line / chic c-line XL **76**

The fascination of the Carthago Liner class:
Elegance, comfort and extravagance

Models	94
Technology	104
Standard Equipment Highlights	108



chic e-line / chic e-line XL **110**

The jewel in the crown of the Carthago Liner class:
More convenience, more self-sufficiency, more independence
(Fiat Ducato AL-KO 2-axle up to 4.8 t / 3-axle up to 5.4 t)

Models	126
Technology	136
Standard Equipment Highlights	140



chic s-plus / chic s-plus XL **114**

The jewel in the crown of the Carthago Liner class:
More convenience, more self-sufficiency, more independence
(Iveco Daily 50C / 65C up to 6.7 t)

Models	128
Technology	136
Standard Equipment Highlights	140



liner for two **142**

Rear lounge seating group with electronically extendible
TV lounger, raised kitchen counters in the shape of a
vertical wave for visual room partitioning,
unique 4-room concept
(Fiat Ducato AL-KO 2-axle/3-axle and Iveco Daily 50C/65C)

Models	148
Technology	150
Standard Equipment Highlights	154

The Carthago Worlds of Living **156**

The Carthago Premium DNA **160**



1999 M-Liner

▲ Milestones in the Liner class




2003 Mega-Liner

▲ Liner on MAN bus chassis



2004 chic integriert

▲ Entry into the European market



2008 chic c-line

▲ Lightest Premium motorhome



2012 c-tourer

▲ Expansion Lightweight technology



(from left to right)

Johannes Stumpp
(Managing Director of Finance and Human Resources),

Karl-Heinz Schuler
(Founder, Owner and Foundation Chairman),

Bernd Wuschack
(Managing Director of Sales, Marketing and Customer Services),

Anton Fetscher
(Managing Director for Technology).



2014 chic c-line

▲ New v-face design



2015 liner de luxe

▲ With car garage



2015 chic e-line

▲ Generation III



2018 chic c-line

▲ New Generation



2018 c-tourer

▲ Even lighter – even more payload

Carthago – More than just a company

Dear motorhome enthusiasts,

a warm welcome to Carthago! We would like to invite you on a trip through our company and our premium motorhomes.

Since its establishment as a one-man company in 1979, Carthago has concentrated exclusively on the manufacture of motorhomes. Carthago has now developed into **the largest family-run and independent motorhome manufacturer** in Europe.

In the last 40 years, we have built up a tremendous amount of know-how in the development and manufacture of premium motorhomes. You can experience this knowledge and experience in all of our motorhomes! Because to us, every Carthago is a special motorhome. This starts with the design, continues with the high-quality main cabin and ends with the exclusive but cosy living

area design and the sophistication in detail. With regard to design and innovative technology, Carthago has been playing a pioneering role for many years, and is a benchmark for the future of the motorhome industry. Carthago has always put its faith in **uncompromising quality leadership** and an **independent brand profile**, and is characterised by inventiveness and innovative strength. This is reflected by many patent registrations and awards. Not surprisingly, each of our motorhomes benefits from the unique **Carthago Premium DNA** of the Liner premium class.

Looking towards the future, founder and sole owner Karl-Heinz Schuler has taken a decisive course: the Carthago group of companies has been transferred into a foundation, which will safeguard the independence of Carthago for generations to come.



▲ Large Carthago sales exhibition in Carthago City

Carthago City

Welcome

Down-to-earth and open minded at the same time, that is Carthago culture. We have remained true to our roots with the **company headquarters in Carthago City** in Aulendorf/Oberschwaben between Ulm and Lake Constance.

As well as the manufacturing facility for our premium class motorhomes, a **large sales exhibition**, the service centre for end customers and service partners, and the company headquarters are concentrated here.

You can see the combination of perfect craftsmanship with high-tech components and state-of-the-art manufacturing methods for yourself on a **factory tour**. Of course, you are also welcome to spend the night on one of the **company pitches**.



The Carthago premium motorhome deserves premium service. About **200 trade and service partners** throughout Europe look after you and your Carthago motorhome. Wherever you live, wherever you roam: Carthago is never far away! Your initial contact is your local trade partner, and when you are travelling a close-knit network of trade and service partners is at your side throughout Europe.

All of our trade and service partners are trained as **certified Carthago Partners** in a multi-level academy programme. However, exceptional situations don't stop at closing time. Carthago has therefore set up an emergency number on which travellers can obtain technical assistance if they have serious problems, even on Saturdays, Sundays and public holidays.



▲ Carthago pitch for customers and interested parties

▲ Take a look behind the scenes with a **factory tour**

The Carthago Premium DNA

Our value promise to you

It is an incentive and an obligation at the same time: **The Carthago Premium DNA** is our value promise to every Carthago customer, and summarises everything that characterises **every one of our motorhomes**. At the same time, it expresses the difference between Carthago and other motorhomes. It combines six important topics: the Carthago main body construction, the Liner premium class, the double floor and storage compartment, the lightweight technology, the clever heating and air conditioning technology, the driver's cabin visibility concept with best test marks and last but not least the Carthago personality.

Our core expertise is in motorhomes in the liner premium class. Because more than **40 years of experience**

in this area flows into every stage of development and production. We think that only the best is good enough for your comfort and your safety! The materials and construction technologies that we use and the demands that are made of their weight and stability have many similarities to aviation technology.

In this way we can offer you a high degree of durability and value retention, safety, protection and comfort. Each Carthago motorhome therefore becomes something special. Every Carthago is therefore a **synonym for exclusivity and quality**. Or, to put it briefly, it stands for "The motorhome".



Karl-Heinz Schuler
Founder, Owner and Foundation Chairman of the Karl-Heinz Schuler Family foundation



Long-lasting. High stability.
**Carthago Liner
premium-class
body construction**

Well-being - all year round.

**Carthago
heating & air conditioning
technology**

Space guaranteed.

**Carthago double floor
basement with massive
storage compartment**



Light without compromise.

**Carthago lightweight
construction technology**

Safe on the road.

**Carthago driver's cabin
visibility concept
with best test result**

Unique. Unmistakable. Extravagant.

Carthago Personality



EN1001



Experience the details!

All details and technical information about the Carthago Premium DNA can be found from page 160 onwards. Discover the advantages for yourself!

CUSTOMERS OPINIONS



“The chic c-line – our true dream motorhome! Its versatility is unique, and it fulfils our unconditional wanderlust!”

Silvia & Gerhard Voggel,
Carthago customer & Brand Ambassador




“The living area of the chic e-line is just perfect for us. The impressive room height, the spacious design of the lounge seating group and the large tank volumes simply convey freedom. That is premium for us.”

Sibylle Werner-Nagl & Steffen Nagl,
Carthago customer & Brand Ambassador

“Comfortable, secure, light. These are the criteria that I am looking for in a motorhome. My c-tourer with AL-KO low frames meets every one of them. I can also easily keep within the 3.5 tonne weight limit, even with a lot of holiday luggage. For me, it’s simply perfect!”

Gregor Schweigkofler,
Carthago customer & brand ambassador

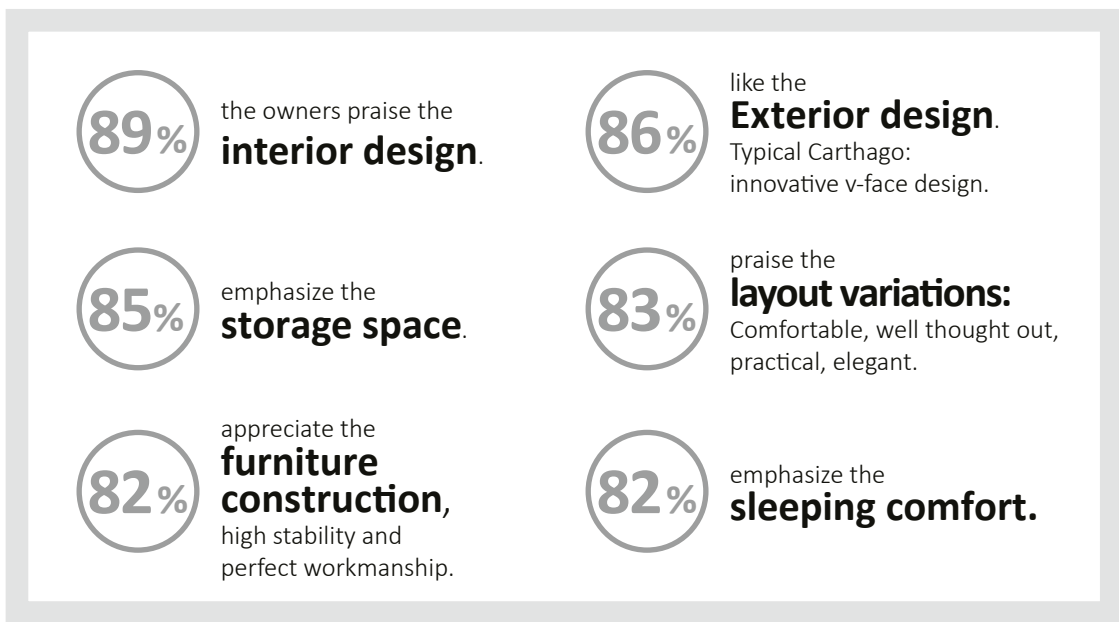


The clear assessment of the experts

Award-winning Carthago motorhomes

As a technology and quality leader, Carthago sets standards in the motorhome industry time and time again. This is confirmed in surveys and comparisons by the people who should know best: our customers. Their verdict is extremely important to us. We surveyed our customers using a scientifically supported representative method. More than 2,600 have replied, which in itself is an outstanding figure and

proof of the close connection between themselves and Carthago. They particularly praise the exterior and interior design, storage space, furniture quality, sleeping comfort, driving safety and ride comfort. Typical Carthago values therefore, which contain the Carthago Premium DNA. These values are also the criteria upon which our customers place the greatest value.



▲ Carthago drivers love their motorhomes: we asked more than 5,000 of our customers how satisfied they were. The result of the vote is clear: Desire and reality correspond at Carthago.

PRESS REVIEWS

“Not a vehicle for introverted campers, because a calibre such as this attracts the attention of fellow campers like a magnet.”

AutoBild Reisemobil 7/2017,
Standalone test of chic e-line I 51 QB Suite

“Carthago wouldn’t be Carthago if we didn’t have the ambition to go the extra mile with this floor plan concept.”

promobil 2/2018,
New introduction of the liner for two

“The chic c-line 4.9 L is the winner thanks to the additional cabinets and the detail work which Carthago has put into in its successful series. Endless amounts of storage space, many practical details which simplify life in the motorhome and absolute suitability for winter thanks to the meticulously constructed double floor bring the chic c-line to the level that it represents in the Carthago portfolio: The highest standard of travel.”

Reisemobil International 8/2017,
Practical test of chic c-line I 4.9 LE L superior





▲ **Multi-functional insulating pleated windscreen blind** , can be operated horizontally to simultaneously allow it to function as a sun blind, for privacy protection and as a blackout with insulation




▲ **Extra large seating group areas**
Large L-shaped lounge seating group with ergonomically shaped seat upholstery, easily retractable and rotating living area table, innovative television pull-out system

The fascination of the integrated premium class

The Carthago core competence

The individual design of the Carthago Premium Integrated fascinates even from afar. On the road you can see both the landscape and the traffic thanks to the excellent visibility. After arriving at your destination you have an exceptional feeling of space. There are many reasons why more than 1 in 6 registered integrated motorhomes in the price category from € 85,000 and above in Europe is now a Carthago. You too can enter the world of integrated premium motorhomes!

You will appreciate the generous space of the living area and the perfectly integrated driver's cab. Space is the true luxury – enjoy it while living and relaxing in front of the TV, in the kitchen or in the separable changing room. At night you are given a warm welcome by the easily accessible fold-down bed above the front seats, or the rear bed with largest sleeping areas in its class and the extremely pleasant sleeping comfort.



▲ **Largest fold-down bed in the class**
 Generous sitting height and easy access via the side seat bench thanks to the lowered position, unique bed width of up to 160 cm



▲ **Three-dimensionally shaped front with extra-flat angle** = less air resistance, less fuel consumption and less wind noise



▲ **Driving security:** Clear and functional design. Targeted heating of the dashboard front prevents cold from being radiated from the windscreen, reversing camera monitor in a glare-free location




▲ **Driver's door** with extra-low door entrance and secure double locking system



The Carthago living landscapes

Travelling and still be at home: your Carthago is a pure comfortable motorhome. With continuous one-level living area floor free of any tripping hazards. With the highest levels of comfort from front to rear. Take a seat in the comfortable L-shaped lounge seating group. Enjoy the seating comfort of the high quality and ergonomically perfect upholstery. Visitors are welcome – with its generous L-shaped seating group with opposing side

seat bench, every Carthago provides room for up to six guests. Or do you just want to relax and put your feet up? The position of the living room table is easy to change individually using a foot pedal. Extra large flat screens turn watching TV into a home cinema experience. In driving mode, the monitor disappears by means of a clever pull-out system.



▲ **Cleverly Integrated:** the "Quick-up" for the TFT flat screen disappears in the backrest

▲ **The perfect holiday:** large and comfortable L-shaped lounge seating group with long seat / sleeping sofa (XL model)



▲ **Sitting and living comfortably:** perfectly ergonomically shaped padding support your back



▲ **Luxury, reinterpreted:** the large lounge rear round seating group in the Carthago liner-for-two



▲ **Luxury living area table:** can be easily rotated by 180° and retracted using a foot pedal



▲ **Kitchen area** with plenty of room to move and ergonomically arranged functions



▲ **Professional gourmet gas hob** with 3 burners, glass surface, high quality cast iron grate, and divided glass cover



▲ Sometimes a cover, sometimes an extension of the work surface, sometimes a practical cutting board:
The sink cover



▲ Ready for use and yet concealed: **The coffee machine lift** (from chic c-line)



▲ Plenty of room for travel provisions. **The slide-out storage cabinet** (from chic c-line)

The Carthago professional kitchen centre

What's your pleasure – a small breakfast or a big meal? The Carthago kitchen centre wets your appetite and makes you want to cook. It never ceases to amaze: The kitchen of a Carthago is spacious and full of clever details that make the difference. The large 160 litre fridge provides space and is conveniently positioned at hand height. The look, feel and functionality of the high-quality fittings and pull-outs in household quality are impressive. The practical and spacious slide-out

storage cabinet is cleverly designed. The backlighting of the large work surface is attractive and helps when looking into the drawer underneath. The sink converts to a practical work surface with cutting board function. Thanks to the lift system developed by Carthago, the coffee machine disappears into the overhead storage cabinet, therefore saving space. A kitchen full of ideas - typical Carthago.



▲ Thanks to the **anti-drip edge**, no water can run down



▲ **The large fridge** is conveniently positioned at hand height



▲ **Separable round shower** in a space-saving combined bathroom (up to c-tourer)



▲ **Exclusive luxury bathroom** in suite models: The separation of the sleeping area and the living area creates a large changing area



▲ **The spacious luxury bathroom** with shower opposite (depending on model)



▲ **Separate toilet room** in the XL bathroom (not suite models)

The world of Carthago bathrooms

Be it the combined bathroom, comfort bathroom or luxury bathroom - personal hygiene in a Carthago is a pleasant pastime rather than a chore. The spacious shower rooms are either integrated in the bathroom and completely separable with a round sliding door, or positioned on the opposite side in the luxury bathroom models. In the latter case, they are on a convenient level floor. A spacious separable changing room separates the living area and the sleeping area in front of the wash-room. The double function door in the luxury bathroom

is extremely sophisticated – it can be used to separate off the toilet and the living area passage at the same time so that your modesty is preserved at all times.

The icing on the cake of the bathroom experience are the bathrooms in the XL models: Almost unlimited space combined with elegant design elements. Thanks to the complete partitioning from the bedroom using sliding doors and from the living area by the separate toilet room, a true bathroom paradise is created.



▲ The jewel in the crown of the bathroom experience: the bathroom in the XL models (non-suite models)




▲ Bedroom separated from changing room using a solid wooden door for lengthways single and queen-size beds. (depending on model)

The Carthago changing room

Almost all Carthago models surprise with a room that no other motorhomes have: the changing room. A quick twist is enough: By opening the bathroom door to the opposite stop, this acts as a room partition from the living area. A solid wooden sliding door or a pull-out pleated room divider provides partitioning in the direction of the sleeping area. And there, between the living area and the bedroom, you create a changing room that

is separated and protected from view at all sides. The wardrobe is installed at a practical reachable height and can be accessed from the changing area, and all you need to do is turn round to take a look in the mirror. Certain models have the pull-out room partitioning and television wall, which has been registered for patent. You just have to come up with the idea in the first place. Typical Carthago.



▲ One manual operation suffices, and the **bathroom door becomes a room partition** from the living area. (depending on model)
The double function door which has been registered for patent allows the living area to be partitioned via a second door that is integrated in the main door, and closing off the washroom at the same time. (depending on model)



▲ **Large changing room** that prevents visibility from the living area



▲ **Practical access to the wardrobe** from the changing room. (depending on model)



▲ **Adjustable head section** for relaxed night-time reading (single bed and queen-size bed models)



▲ **High quality under springing systems**, in this case, the medically recommended Carawinx sleeping system (standard from chic c-line)



▲ **Unique: Room partitioning and TV wall** for separating off the sleeping area, including TFT connection system via a special wireless contact which has been registered for patent

The Carthago worlds of sleeping

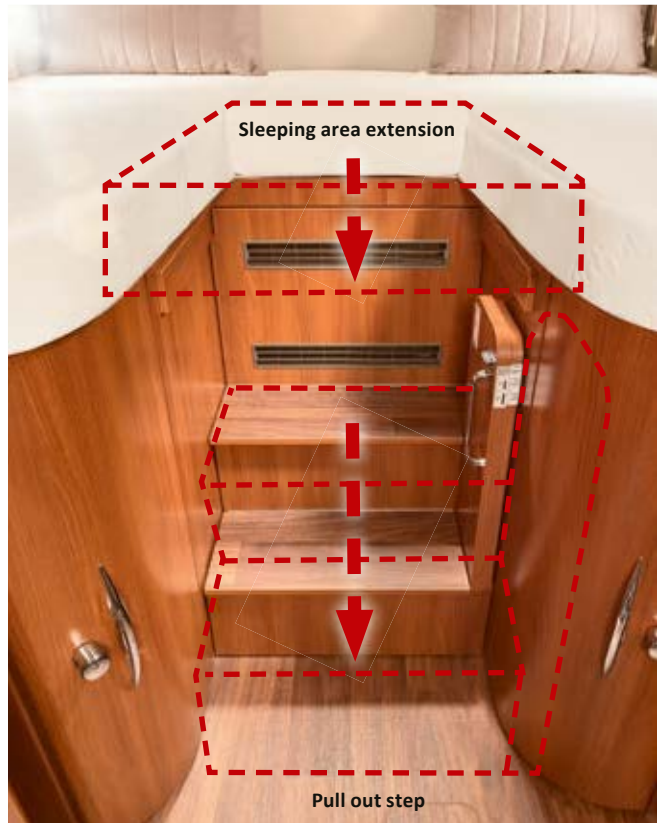
Everything for a good night's sleep. And you can only enjoy the next day on holiday if you have had a good night's sleep. Carthago makes it comfortable for you. With the largest sleeping dimensions in the class, spacious queen-size beds, standard and largest fold-down beds in the class in integrated motorhomes. High-quality, 7-zone mattresses and under springing systems do not just provide a good night's sleep, but also a healthy

and extremely relaxing one. The many clever details are typical of Carthago: extendible entrance steps, floor plan versions with low access to the beds, adjustable head sections for the queen-size and single beds, and the fixed and rattle-free fold-down bed. Just don't forget to get out of bed when the next day of the holiday starts.



▲ **Spacious**, completely separable suite bedroom

▼ **Easy access** to the wardrobes: from the front via the large door or from above thanks to the lift (depending on model)



Patented, pull-out bed access steps, therefore easy access to the bed even when using the sleeping area extension, and the wardrobes are accessible from above in all positions ▶

Comparison of the integrated Premium



Weight class / payload

Series

c-compactline Super-Lightweight

The lightest motorhome in the integrated 3.5 t premium class, suitable for remote areas thanks to having a 15 cm narrower exterior width and compact vehicle length

Chassis: Fiat Ducato with AL-KO low frame special light

Dimensions: L 641 bis 699 x W 212 x H 289 cm



Weight class:
3.5 to 4.25 t



c-tourer Lightweight

The all-rounder - also with practical models for the 3.5 t weight class

Chassis: Fiat Ducato with AL-KO low frame special light
Wide wheel base rear axle 198 cm

Dimensions: L 663 bis 748 x W 227 x H 289 cm



Weight class:
3.5 to 4.25 t



Partially integrated models in separate catalogue / on the Internet

Comfort Lightweight Premium Class

Practically-oriented equipment is a matter of course as far as we are concerned. Even in our lightweight models!

Compare your favourite lightweight models, and discover which vehicle provides which payload reserves for passengers or your individual holiday luggage with appropriate equipment. Standard equipment and trip-related additional equipment must be taken into consideration in order

to carry out an exact weight calculation. This is the only way to realistically work out the total weight of your motorhome when you are ready to set off. There are no surprises with Carthago, since practically-oriented equipment is a matter of course as far as we are concerned:



Premium body construction with aluminium support struts bonded over the entire surface and curved roof



Double floor basement with massive, heated storage compartment, scooter garage with up to 1.20 m interior height with deep lowering in the rear, load capacity up to 350 kg



Highly stable ceiling/wall structure thanks to aluminium/aluminium sandwich and RTM hard foam insulation



145 l Slimtower or 160 l fridge at hand height



Climate storage double floor fully heated with underfloor heating effect



Vario-, Combi- or luxury bathroom with separable round shower and changing room



Continuous single level living area floor, large l-shaped lounge seating group for up to 5 persons



Largest sleeping dimensions in its class with fixed beds with 7 zone cold foam mattresses and sprung slatted frames, largest folding beds in its class



Living comfort



Vehicle width 2.12 m
L-shaped lounge seating group with **pull-out side seat** or **L-shaped lounge seating group** with **side seat bench** for 5 persons (depending on model)
198 cm standing height in the living area, single level living area floor



Kitchen comfort



Space-saving **galley kitchen** for short vehicle lengths / **corner kitchen** (depending on model)
 145 l Slimtower fridge at hand height



Bathroom comfort



Vario swivel bath / combination bathroom / luxury bathroom, changing area separable (depending on model)



Sleeping comfort



Fixed beds in rear area
Fold-down bed in driver's cabin
 Biggest sleeping dimensions in its class, two piece, heated and ventilated slatted frame, low bed entry height



Vehicle width 2.27 m
L-shaped lounge seating group with **pull-out side seat** or **L-shaped lounge seating group** with **side seat bench** for 5 persons (depending on model)
198 cm standing height in living area
 Single level living area floor, integrated shoe cabinet



Space-saving **galley kitchen** for short vehicle lengths / **corner kitchen**
 145 l or 160 l fridge at hand height (depending on model)



Vario swivel bath / combination bathroom / luxury bathroom, changing room separable (depending on model)



Fixed beds in rear area
Fold-down bed in driver's cabin
 Biggest sleeping dimensions in its class, two piece, heated and ventilated slatted frame, low bed entry height, pull-out access steps for lengthways single beds

Carthago lightweight technology – you can count on us

Carthago provides you with several items of weight reference information for each motorhome:

- 1. Weight in ready-to-drive condition** according to the DIN EN 1646-2 standard (including standard equipment).
- 2. Reference weight:** Motorhome in series production condition with recommended, practical additional equipment.

Calculation according to the DIN EN 1646-2 standard for weight in ready-to-drive condition



Vehicle weight with standard equipment



+ 75 kg for driver



+ 10 kg personal luggage



+ 90 % filled diesel tank



+ 100 % filled fresh water tank*



+ 1 x 11 kg Aluminium gas bottle



+ Cable reel / connecting cable for power

* volume in ready-to-drive condition 20 litre

Calculation of weight for passengers incl. luggage



75 kg weight per person



+ 10 kg personal luggage



+ 10 kg additional equipment per meter length of the motorhome

EXAMPLE CALCULATION

7 m long motorhome plus 1 passenger

75 kg + 10 kg + 70 kg = 155 kg

7 m long motorhome plus 3 passengers

225 kg + 30 kg + 70 kg = 325 kg



Self-sufficiency / capacity



150 l fresh water,
140 l waste water,
1 x 80 Ah gel battery
(can be increased to 2 x 80 Ah)
Central water drain integrated
in double floor



Double floor / storage space



Double-floor basement with large, heated storage compartment, usable height up to 55.5 cm, exterior and interior access.
Large, central through-loading space (interior height 22 cm) with deeply lowered storage cellar (usable height 46 cm).
Scooter garage interior height up to **120 cm**, can be loaded up to 350 kg



Winter hardiness / heating technology



Warm air storage heating technology, Truma Combi 6
Climate storage double floor with **underfloor heating effect**



150 l fresh water,
140 l waste water
1 x 80 Ah gel battery
(can be increased to 2 x 80 Ah).
Central water drain integrated
in double floor



Double-floor basement with large, heated storage compartment, usable height up to 55.5 cm, exterior and interior access.
Large, central through-loading space (interior height 22 cm) with deeply lowered storage cellar (usable height 46 cm).
Scooter garage interior height up to **120 cm**, can be loaded up to 350 kg



Warm air storage heating technology, Truma Combi 6
Climate storage double floor with **underfloor heating effect**
Optional: ALDE warm water central heating (depending on model)

c-compactline Super-Lightweight I 138 DB Individual freedom with just 3.5 t*

WEIGHT IN READY-TO-DRIVE CONDITION INCL. DRIVER	2,795 KG	EXAMPLE LUGGAGE LIST FOR 1 DRIVER + 1 PASSENGER	
Chassis Package** With automatic air conditioning, cruise control for example	+ 33 kg	1x table + 4x camping chairs	25 kg
Comfort Package** With skylight, Slimtower fridge for example	+ 20 kg	1x barbecue + tongs	5 kg
E.g. satellite system and 4 m awning	+ 60 kg	2x E-bikes	40 kg
TOTAL READY-TO-TRAVEL WEIGHT	2,908 kg	1x toolbox	10 kg
POSSIBLE ADDITIONAL LOAD driver	592 kg	1x gas reserve	15 kg
1 passenger incl. luggage (75 kg + 10 kg + 70 kg = 155 kg)	155 kg	TOTAL	95 kg
POSSIBLE ADDITIONAL LOAD incl. driver + 1 passenger	437 kg	REMAINING ADDITIONAL LOAD (= 437 KG ADDITIONAL LOAD – 95 KG PACKING LIST)	342 kg

** see Carthago Integrated price list for detailed package contents

Unique: Your comprehensively equipped and Carthago c-compactline I 138 DB packed ready to travel still provides you and your passengers a remaining **additional load of 342 kg for individual luggage**.

Weight information is approximate. Weight deviations of up to 5% are possible and permitted.

* also as heavy version with permissible gross weight of up to 4.25 t by request

Comparison of the integrated Premium



Weight class / payload



Weight class:
Single axle: 3.5 to 4.5 t
Double axle: 5.0 t to 5.4 t

Series

chic c-line / chic c-line XL

The charm of the Carthago liner class: Elegance, comfort and extravagance

Chassis: Fiat Ducato with AL-KO low frame special, XL models with double axle, wide wheel base rear axle 198 cm

Dimensions: L 685 to 865 x W 227 x H 289 cm



Partially-integrated models in separate catalogue / on the Internet

chic e-line / chic e-line XL

The jewel in the crown of the Carthago Liner Class: more comfort, more self-sufficiency, more independence on Iveco Daily

Chassis: Iveco Daily 50C / 65C, robust high frame Rear wheel drive with dual wheels

Dimensions: L 791 to 859 x W 227 x H 312/329 cm



Weight class:
Single axle: 4.5 to 4.8 t
Double axle: 5.0 to 5.4 t



chic s-plus / chic s-plus XL

The jewel in the crown of the Carthago Liner Class: more comfort, more self-sufficiency, more independence on Iveco Daily

Chassis: Iveco Daily 50C / 65C, robust high frame Rear wheel drive with dual wheels

Dimensions: L 791 to 859 x W 227 x H 312/329 cm



Weight class:
50C: 5.6 t to 5.8 t
65C: 6.5 to 6.7 t



liner-for-two

Lounge rear seating group with electrically extendible TV lounge, raised kitchen counter in the shape of a vertical wave for visual room separation, unique 4 room concept

Chassis: Fiat Ducato AL-KO 2 axle/3 axle
Iveco Daily 50C/60C

Dimensions: L 783 to 854 x W 227 x H 312/329 cm



Weight class:
Fiat single axle: 4.5 t to 4.8 t
Fiat double axle: 5.0 t to 5.4 t
Iveco 50C: 5.6 t to 5.8 t
Iveco 65C: 6.5 t to 6.7 t





Living comfort



Front round seating group with side seat bench (Optional 5th seat belt location)

5.3 QB SL: opposing side sofas
XL Model: L-shaped lounge seating group with seat/sleeping sofa

198 cm standing height in the living area, single level living area floor, shoe cabinet



Kitchen comfort



Corner kitchen / luxury corner kitchen (depending on model), **Slide-out storage cabinet** (height depending on model) Patented **Coffee machine lift** 160 l fridge raised to hand height



Bathroom comfort



Combination bathroom / luxury bathroom / XL bathroom
Changing area / room can be separated via solid room dividing door (depending on model)
Sliding door to bedroom (depending on model)
Room high wardrobe (depending on model)



Sleeping comfort



Fixed bed in rear, fold-down bed in driver's cabin
Biggest sleeping dimensions in its class, rear bed: **Carawinx sleeping system** with point elastic under-springing
Low bed access height
Pull-out access steps for lengthways single bed models



Large round seating group at the front with wide side seat bench (optional 5th seat belt location).

XL Model: L-shaped lounge seating group with pull-out seat / sleeping sofa
large **round table**

2 level room concept with
211 cm standing height in the living area, single level living area floor, shoe cabinet



Corner kitchen / convenient corner kitchen (depending on model)
Slide-out storage cabinet (height depending on model) Patented **Coffee machine lift** 160 l fridge raised to hand height



Comfort bathroom / comfort luxury bathroom / XL bathroom
Changing area/changing room can be separated via solid room partitioning doors (depending on model). **Sliding door to bedroom** (depending on model)
Room high wardrobe (depending on model)



Rear fixed beds, fold down bed
Driver's cabin biggest sleeping dimensions in its class, queen-size beds in king-size 200 cm
Carawinx sleeping system with point elastic under-springing system, low bed access heights
Pull-out access step for lengthways single beds



Large front round seating group with pull-out seat / sleeping sofa (optional 5th seat belt location)

XL models: XL living room seating group with pull-out seat / sleeping sofa
Large **round table**

2 level room concept with
211 cm standing height in the living area, single level living area floor, shoe cabinet



Corner kitchen / convenient corner kitchen (depending on model), **Slide-out storage cabinet** Patented **Coffee machine lift** 160 l fridge raised to hand height



Comfort bathroom / comfort luxury bathroom / XL bathroom
Changing area / room can be separated via solid room dividing door (depending on model)
Sliding door to bedroom (depending on model)
Room high wardrobe (depending on model)



Rear fixed beds, fold down bed
Driver's cabin biggest sleeping dimensions in its class, queen-size beds in king-size 200 cm
Carawinx sleeping system with point elastic under-springing, low bed access height
Pull-out access step for lengthways single beds



Rear lounge sitting group with **electrically extendible TV lounge**

TV sideboard
40" flat screen electrically extendible

198 cm standing height in the living area, **182 cm** in round seating group



Curved kitchen with raised kitchen counter in the shape of a vertical wave
Slide-out storage cabinet pull-out coffee machine 160 l fridge raised to hand height



Comfort luxury bathroom, Changing room can be separated,
Sliding door to driver's cabin, **washroom door** to living area,
Room high wardrobe



Electronically lowering fold-down bed with lengthways single beds and continuous sleeping area,
Sideboard with deep drawers at driver and passenger sides
Carawinx sleeping system with point elastic under-springing, low bed access height and pull-out step



Self-sufficiency / capacity



170 l fresh water,
140 l waste water,
2 x 80 Ah gel battery



Double floor / storage space



Double floor basement with large, heated storage compartment, usable height up to 70 cm, exterior and interior access.

Large, central through-loading space (interior height 22 cm) with deeply lowered storage cellar (usable height 46 cm).
Scooter garage: interior height up to **120 cm**, load capacity up to 350 kg



Winter hardness/ heating technology



Truma Combi 6 warm air storage heating system, climate storage double floor with underfloor heating effect
Optional: ALDE warm water central heating (model-dependent, standard for XL models)



235 l fresh water,
145/185 l waste water,
2 x 80 Ah gel battery
(can be increased to 3 x 80 Ah),
Optional: fixed tank for faeces
(depending on model)



Double floor basement with large, heated storage compartment, usable height up to 70 cm, exterior and interior access.
Large, central through-loading space (interior height 22 cm) with deeply lowered storage cellar (usable height 46 cm).
Scooter garage: interior height up to **132 cm**, load capacity up to 450 kg



ALDE warm water central heating, Climate storage double floor with underfloor heating effect
Carthago driver's cabin thermal concept



235 l fresh water,
200 l waste water,
2 x 80 Ah gel battery
(can be increased to 3 x 80 Ah),
Optional: fixed tank for faeces
(depending on model)



Double floor basement with large, heated storage compartment, usable height up to 78 cm.
Exterior and interior access.
Large, central through-loading space (interior height 20 cm) with basement storage compartment (usable height 20 cm)
Scooter garage: Interior height **up to 135 cm**, load capacity up to 450 kg



ALDE warm water central heating, climate storage double floor with underfloor heating effect, **Carthago driver's cabin thermal concept**



225 l fresh water,
180 l waste water,
2 x 80 Ah gel battery
(can be increased to 3 x 80 Ah),



Double floor basement with large, heated storage compartment, usable height up to 57 cm.
Exterior access and interior access.
Large, central through-loading space (interior height up to 36 cm) with large basement storage compartment (useful height up to 36 cm), conveniently loadable via the large living area floor hatch, extra-deep double floor exterior storage compartment (height 63 cm, width 110 cm)
Scooter garage: interior height up to **145 cm**, load capacity up to 450 kg



ALDE warm water central heating, Real warm water underfloor heating in seating area, climate storage double floor with underfloor heating effect, **Carthago driver's cabin thermal concept**



+ Weight Class

- + Lightweight and manoeuvrable with 2.12 m narrow exterior width and compact vehicle lengths
- + Carthago lightweight technology – high vehicle load capacity, also in the 3.5 t weight class
- + Withstands loads up to 4.25 t



+ Chassis

- + Fiat Ducato with AL-KO low frame 35 light
- + Standard safety package: Airbag, ESP, ABS, Hillholder, Traction Control
- + Carthago Driver's Cabin Visibility Concept



+ Living Comfort

- + "Smartline" furniture architecture – suited to narrower vehicle widths for maximum living comfort and more freedom of movement
- + Single level living area floor
- + L-shaped lounge seating group with side seat bench or pull-out side seat (I 141 LE)
- + Kitchen with 6 large drawers, professional gourmet gas hob and round sink
- + Bathroom solutions (depending on model): maximum comfort in a small space
- + Rear beds with largest sleeping dimensions in the class



+ Storage space

- + Double floor basement with massive, heated storage compartment, usable height up to 55.5 cm
- + Access from the outside via several large hatches, convenient access from the inside via the seat bench cover of the L-shaped lounge seating group
- + Large, central through-loading compartment (interior height 22 cm) with extra-low basement storage compartment (usable height 46 cm), with large, adjustable living area floor hatch
- + Scooter garage: Interior height up to 120 cm, load capacity up to 350 kg



+ Self-sufficiency / Technology

- + 150 l fresh water, 140 l waste water
- + 1 x 80 Ah gel battery (can be increased to 2 x 80 AH)



+ Air conditioning / Heating system

- + Truma Combi 6 warm air storage heating system
- + Climate storage double floor with underfloor heating effect



c-compactline

Super-Lightweight

The lightest motorhome of the integrated 3.5 t Premium Class

Suitable for remote areas thanks to the exterior width, which is 15 cm narrower, and the compact vehicle length

Lightweight does not mean foregoing anything! At least not with Carthago! With a ready-to-drive weight of just 2,770 kg, the c-compactline sets the benchmark in the 3.5 tonnes weight class for premium integrated motorhomes. Without any compromises with regard to quality and comfort. The clever interior space concept and the single

level living area floor throughout are fundamental attributes of the typical Carthago living comfort. Thanks to the external width reduced by 15 cm, it is also characterised by its great handling ability. Maximum safety and the best driving behaviour is promised by the standard Fiat Ducato with AL-KO low frame special "light" chassis.

TEST RESULTS

"A short, narrow motorhome with room for four persons but never feels cramped, with ample storage space and additional load reserves for luggage and sporting equipment, whilst also being suitable for winter – you need to experience this."

Reisemobil International 01/2017,
c-compactline endurance test | 138



Living space highlights

- + “Smartline” furniture architecture – adapted to the narrower vehicle widths – with overhead storage cabinets in the shape of a vertical wave for maximum living comfort and more freedom of movement
- + “epic bicolour” World of Style: Furniture surfaces in modern bicolour look made of bright ash tree and high-gloss ivory fronts with chrome applications

- + Luxury living room table, can be moved in 2 directions and rotated by 180° using a foot pedal
- + Indirect ambient lighting and numerous spotlights with LED lighting technology
- + Fold-down bed above driver’s cabin, sleeping area 160 x 180 cm



▲ Model I 141 LE

L-shaped lounge seating group with pull-out side seat

- + 22" TFT pull-out system above the seating group
- + Easy access fold-down bed above side seat



▲ TFT pull-out system in overhead storage cabinet above the seating group



▲ Model I 138 DB, I 143 LE

Large L-shaped seating group with wide side seat bench

- + 22" TFT pull-out system above the seating group
- + Easy access fold-down bed above side seat bench



▲ TFT pull-out system in overhead storage cabinet above the seating group



▲ Model I 144 LE, I 144 QB

L-shaped lounge seating group with side seat bench

- + 22" TFT wall bracket in multi-purpose cabinet, entrance area
- + Easy access fold-down bed above side seat bench
- + Shoe storage beneath the fridge, also accessible from entrance area



▲ TFT flat screen with wall bracket in entrance area



EN2001



c-compactline

▲ c-compactline I 143 LE in Malaga World of Living




▲ c-compactline I 144 LE Ancona World of Living



▲ Large L-shaped lounge seating group with side seat bench in Venice World of Living (I 143 LE)

Kitchen Highlights

- + 145 l Slimtower fridge incl. 15-l-freezer compartment at hand-height
- + Kitchen area with 6 large drawers and integrated waste bin
- + Divided drawers for easier access
- + Sink cover embedded flush in the surface, can be used as additional work surface / chopping board
- + Optional: Pull-out system for capsule coffee maker in the overhead storage cabinet in the shape of a vertical wave



▲ Model I 138 DB, I 141 LE, I 143 LE

Galley kitchen

- + Space-saving galley kitchen for short vehicle lengths
- + "Professional Gourmet" 3-ring hob with glass cover for additional surface space, and stainless steel base



▲ Model I 144 LE, 144 QB

Corner kitchen

- + Large work surface
- + 145 l Slimtower fridge in multi-purpose cabinet opposite
- + "Professional Gourmet" 3-ring hob with divided glass cover, robust cast iron grate and easy-clean glass surface



▲ Six large drawers provide ample room for kitchen utensils



▲ Sink cover is a practical surface at the same time and an additional work surface with cutting board function.



▲ Pull-out system for capsule coffee maker in the overhead storage cabinet in the shape of a vertical wave

◀ Space-saving galley kitchen with 145 l Slimtower fridge at hand-height (I 138 DB, I 141 LE, I 143 LE)




▲ Large corner kitchen with ample work surface (I 144 LE, I 144 QB)

Bathroom and changing room highlights

- + Different bathroom concepts with practical convenience in as small a space as possible
- + Solid bathroom door with interior hinges, metal handle and door lock

- + Shower room can be completely separated from the washroom when showering
- + Large mirrored cabinet and numerous shelves
- + Mini-Heki skylight in washing area




▲ Model I 141 LE

Vario swivel bath with separable changing room

- + Vario bathroom with interior swivel wall and sliding shower door – with two simple manual operations a large shower room is created
- + Bathroom door with room dividing function from living area (changing room)
- + Large mirror with backlighting, additional cabinet element with shelf and storage space arrangement



▲ Spacious shower room



▲ Model I 138 DB, I 143 LE

Combined bathroom

- + Spacious shower which can be separated via a round sliding door
- + Large mirror storage cabinet with shelves
- + Spacious wash stand base unit
- + Changing room separable via washroom door (I 143 LE only)



▲ Round shower



▲ Model I 144 LE, I 144 QB

Comfortable luxury bathroom with changing area


- + Spacious washroom/toilet room
- + Shower opposite
- + Waterproof shower insert in living area floor design
- + Large mirror storage cabinet with shelves
- + Changing room can be separated from living room via sliding door



▲ Shower opposite



▲ Vario swivel bath with changing area (I 141 LE)



▲ Combined bathroom with changing area (I 143 LE)



▲ Luxury bathroom with changing area (I 144 LE, I 144 QB)



EN2020

▲ **Vario bathroom:** Washroom, toilet room or shower room thanks to swivelling washbasin wall mirror



▲ **Combination bathroom** with separable round shower (I 138 DB, I 143 LE)



▲ **Washroom** with ample freedom of movement, plenty of storage space and storage areas (I 144 LE, I 144 QB)



▲ **Luxury bathroom** with shower opposite and room-partitioning sliding door (I 144 LE, I 144 QB)

Sleeping area highlights

- + Largest sleeping areas in the class
- + Two part heated and ventilated sprung slatted frame with flexibly mounted wooden slats
- + Quality 7-zone cold foam mattress with breathable climate quilting
- + Wardrobes with additional interior height due to recessing into the double floor
- + Optional: World of Sleeping and decoration set with made-to-measure elasticated covers



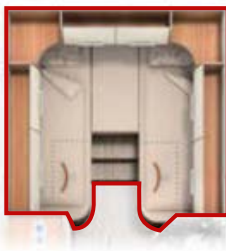
▲ Model I 138 DB

Rear transverse bed

- + Large sleeping area
- + Bed access via large entry steps
- + Large wardrobe beneath the bed, wardrobe depth individually adjustable in direction of rear garage.



▲ Plenty of room is provided by the large wardrobe beneath the bed



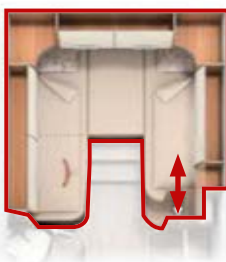
▲ Model I 141 LE, I 143 LE

Lengthways single beds

- + Large sleeping area up to 200 cm in length with adjustable head section
- + Sleeping area extension between the beds using an additional mattress
- + Wardrobe beneath the lengthways single beds, easily accessible from front and above due to the lift function – additional interior height due to recess in double floor



▲ Thanks to the lift function, the wardrobe is conveniently accessible from the front and above




▲ Model I 144 LE

Patent pending lengthways single bed variant

- + Extendible sleeping area at passengers side – patent pending: 200 cm sleeping area in sleeping condition, creates a spacious shower room when pushed back
- + Adjustable head section
- + Sleeping area extension between the beds with an additional mattress
- + Wardrobes beneath the lengthways single beds, accessible from the front and above due to the lift function – additional interior height due to recessing in the double floor



▲ Thanks to the lift function, the wardrobe is easily accessible from the front and above




▲ Model I 144 QB

Pull-out queen-size bed

- + Sleeping area can be moved by 30 cm for comfortable living and sleeping conditions within a short vehicle length. Living condition: easy access to wardrobes
Sleeping condition: long sleeping length of 195 cm.
- + Adjustable head sections
- + Wardrobes on left and right next to the queen-size bed



▲ Large pull-out at front of queen-size bed



▲ Lengthways single beds with large sleeping area and wardrobes with lift function beneath the beds (I 141 LE, I 143 LE)

▲ **Registered for patent approval:** Single bed can be moved by 30 cm for comfortable living and sleeping conditions within a short vehicle length (I 144 LE)



▲ Large transverse rear bed (I 138 DB)



▲ **Registered for patent approval:** Sleeping area can be moved by 30 cm for comfortable living and sleeping conditions within a short vehicle length (I 144 LE)

c-compactline Model series overview

c-compactline I 138 DB

Number of seats with three-point safety belt: 4

Number of sleeping places: 4/5*



c-compactline I 141 LE

Number of seats with three-point safety belt: 4

Number of sleeping places: 4/5*

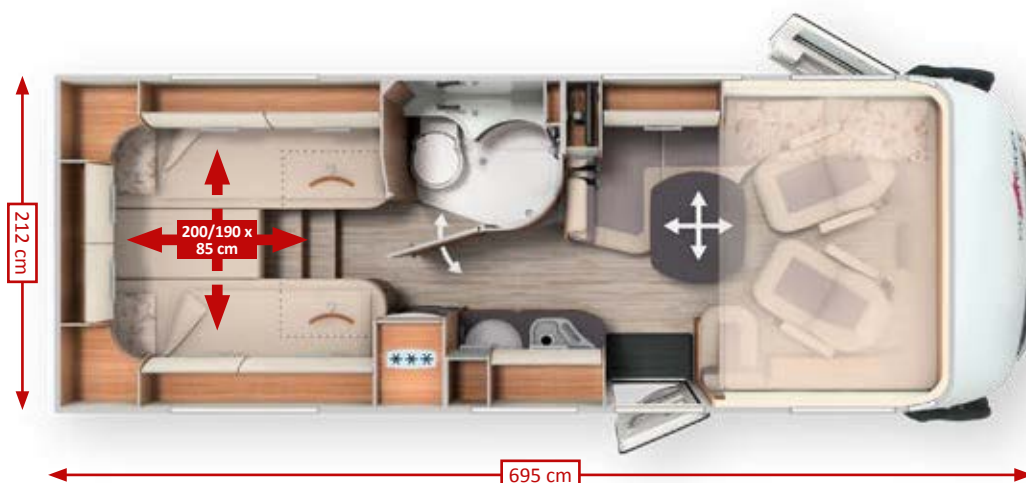
C Unique bathroom solution with changing room



c-compactline I 143 LE

Number of seats with three-point safety belt: 4

Number of sleeping places: 4/5*



MODEL HIGHLIGHTS

- + Short vehicle length targeted for the 3.5 t weight class , with L-shaped lounge seating group and side seat bench, large transverse rear bed
- + Compact galley kitchen
- + Combined bathroom with round shower
- + Wardrobe beneath the rear bed, depth can be individually modified in the direction of the garage



Chassis: Fiat Ducato with AL-KO low frame 35 light

Ready-to-drive weight from: 2,795 kg

Additional loads up to: 1,415 kg



MODEL HIGHLIGHTS

- + Innovative floor plan, targeted for the 3.5 t weight class: L-shaped lounge seating group with side seat, lengthways single bed, but still a short vehicle length
- + Compact galley kitchen
- + Vario bathroom: maximum comfort in a small space
- + Bathroom door with room dividing function from living area
- + Wardrobes beneath lengthways single beds: extra-large interior height due to a recess in the double floor



Chassis: Fiat Ducato with AL-KO low frame 35 light

Ready-to-drive weight from: 2,920 kg

Additional loads: 1,290 kg



MODEL HIGHLIGHTS

- + Allrounder: ample comfort, short vehicle length, less weight
- + L-shaped lounge seating group with side seat bench
- + Compact galley kitchen
- + Combined bathroom with round shower
- + Bathroom door with room dividing function from the living area
- + Wardrobes beneath lengthways single beds: extra-large interior height due to a recess in the double-floor



Chassis: Fiat Ducato with AL-KO low frame 35 light

Ready-to-drive weight from: 2,895 kg

Additional loads: 1,315 kg



c-compactline Model series overview

c-compactline I 144 LE

Number of seats with three-point safety belt: 4

Number of sleeping places: 4/5*



Unique floor plan!
Carthago patent pending: Leading by means of innovation



c-compactline I 144 QB

Number of seats with three-point safety belt: 4

Number of sleeping places: 4/5*



MODEL HIGHLIGHTS

- + Unique floor plan: L-shaped lounge seating group, side seat bench, corner kitchen, luxury bathroom and 200 cm long beds with a vehicle length of just under 7 m
- + Corner kitchen with large work surface
- + Living room partitioning using sliding door
- + Comfortable luxury bathroom with shower opposite
- + Lengthways single bed at passenger-side, movable by 30 cm: 200 cm sleeping length in sleeping mode/generous shower room in living mode
- + Wardrobes beneath lengthways single beds: extra-large interior height due to a recess in the double-floor



Chassis: Fiat Ducato with AL-KO low frame 35 light

Ready-to-drive weight from: 2,925 kg

Additional loads up to: 1,285 kg



MODEL HIGHLIGHTS

- + Unique floor plan: L-shaped lounge seating group, side seat bench, corner kitchen, luxury bathroom and 195 cm queen-size bed with a vehicle length of just under 7 m
- + Corner kitchen with large work surface
- + Living room partitioning using sliding door
- + Comfortable luxury bathroom with shower opposite
- + Queen-size bed, can be moved by 30 cm: 195 cm sleeping length in sleeping mode/spacious access to the wardrobes in living mode
- + Two wardrobes at side of queen-size bed
- + Large pull out drawers at front of queen-size bed



Chassis: Fiat Ducato with AL-KO low frame 35 light

Ready-to-drive weight from: 2,925 kg

Additional loads up to: 1,285 kg



c-compactline

Exterior




SERIES Light grey
Main cabin light grey/white,
vehicle front white,
A-pillar, front, side, rear skirting
and wheel arches white



Interior

SERIES bicolor World of Style

Furniture surfaces in modern bicolour look made of bright ash tree and high-gloss ivory fronts with chrome applications



▲ Living area floor PVC flooring, fine-line parquet caramel
Optional removable carpet



▲ c-compactline I 144 LE with option of removing fold-down bed, replacing it with all-round overhead storage cabinets above the driver's cabin, epic bicolor World of Style and Ancona World of Living



DOUBLE FLOOR BASEMENT with massive storage compartment

EASY ENTRY – convenient loading from the outside,
easy removal from the inside



• Gas bottle compartment •



Rear garage
can be loaded
up to
350 kg

▲ Scooter garage with high interior thanks to deep lowering, access on both sides via large door at passenger side and second door at driver's side



Exterior loading



▲ Convenient loading of double floor storage compartment at the driver's side via a large exterior hatch



Interior removal



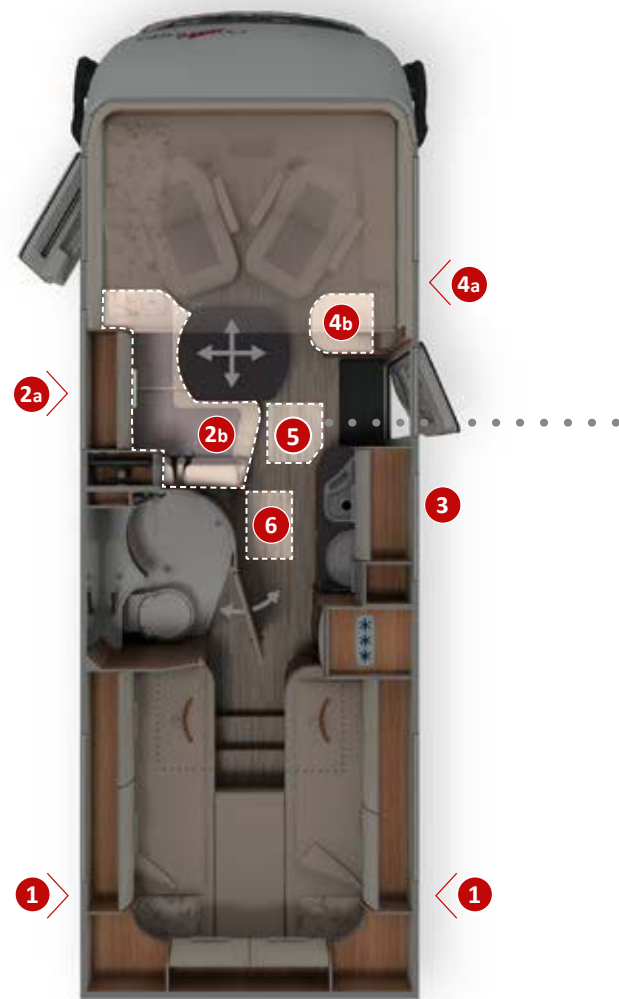
▲ Easy removal of storage compartment contents from the inside via the fold up seat bench cover on the L-shaped lounge seating group (driver's side)



Other double floor basement
storage compartments



▲ Living area floor hatch with double floor storage box (22 cm usable depth) in heated double floor





- + **Double floor basement** with massive, heated storage compartment, usable height up to **55.5 cm**
- + **Outside access** via several large flaps
- + Convenient **interior access** via the seat bench cover of the L-shaped lounge seating group and the swing-out side seat bench, and the large living area floor hatch (depending on model)
- + **Large, central through-loading space** (interior height 22 cm), extra-low basement storage compartment (usable height 46 cm), conveniently loadable via the large, adjustable living area floor hatch
- + Entire double floor heated with **climate storage function**.



◀ **Multi-piece storage box set** with maximum storage space utilisation in double floor (made to measure in accordance with floor plan)



▲ Large, additional double floor storage compartment with separate exterior hatch



▲ Convenient loading of double floor storage room at the passenger side thanks to wide, large external hatches

Exterior loading



▲ Massive living area floor hatch in entrance area: easy to load from the outside with the main cabin door open






▲ Convenient removal of contents via fold-up side seat bench (depending on model)

Interior removal



On-board technology


Electrical technology, water supply, warm air storage heating technology

-  **+ Warm air storage**
heating technology
Truma Combi 6
-  **+ Climate storage double floor**
with underfloor heating effect
-  **+ Capacity**
150 litre fresh water tank
140 l waste water tank
1 x 80 Ah gel battery
(can be increased to 2 x 80 Ah)



▼ Dashboard front heating

Targeted heating of the living area in the driver's cab area with heated dashboard and additional warm air outlets.



▲ **Hot air storage heating technology** Truma Combi 6 with numerous warm air outlets in the entire climate storage double floor, the living area, the rear garage, the driver's cabin and the cold-sensitive door entrances.



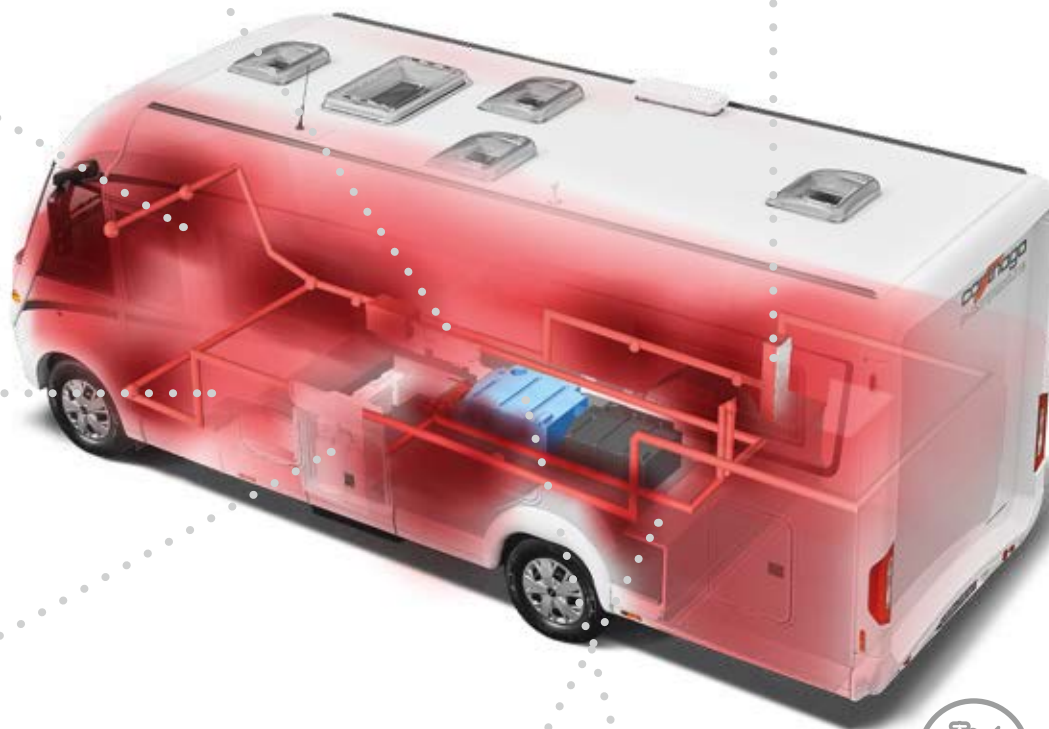

▲ Gas bottle compartment "easy change"

Extra-low gas bottle compartment for convenient bottle changing, both bottles individually accessible (not I 138 DB, I 141 LE, I 143 LE).


▼ **Heated battery centre** with main battery switch; Standard: 1 x 80 Ah gel batteries, can be increased to 2 x 80 Ah



▼ **Easily accessible electric centre** in the rear garage



▲ **Gas bottle compartment in rear area** with easy access via separate gas compartment door.
Optional: Gas bottle pull-out (I 138 DB, I 141 LE, I 143 LE)



◀ **Central water drain**
 Water tanks in the frost-proof heated double floor, central water drain in climate storage double floor – can also be operated from the outside through the main cabin door.

c-compactline

Standard features

AL-KO low frame special light



▲ Light weight, similar ride comfort to a car

Bus mirror “best view”



▲ With large main mirror and wide-angle mirror

Aguti driver’s cabin pilot seats



▲ With outstanding seating comfort, two armrests, multiple adjustment

Garage access from both sides



▲ Convenient access: large door at passenger side, second door at driver’s side

Main cabin door “premium one”



▲ With door limiter and door window

Passengers cabin door



▲ With safety double locking system, electric windows and low door entrance

Pull-out capsule coffee maker



▲ Pull-out system for capsule coffee maker in the overhead storage cabinet in the shape of a vertical wave (capsule coffee maker optional)

“Professional Gourmet” 3-ring hob



▲ 3-ring hob with divided glass cover for additional surface space (depending on model)

Worktop extension



▲ Use of the sink cover via the wall holder with cutting board function

Kitchen work surface



▲ Scratch resistant surface in “shale” decor, illuminated from below with LED light strip

Side seat bench



▲ As a comfortable footrest in the TV position or as a climbing aid for the fold-down bed.

Living area table with multiple adjusting facilities



▲ 180° luxury living area table, rotatable using a foot pedal and movable in two directions



360°
EN3000



+ Weight class

- + Some models with compact vehicle length – ideal for the 3.5 t weight class
- + Carthago lightweight technology – high vehicle load capacity, also in the 3.5 t weight class
- + Comfort-conscious models with total weight of up to 4.25 t



+ Chassis

- + Fiat Ducato with AL-KO low frame 35 light, wide track rear axle, 198 cm
- + Standard safety package: Airbag, ESP, ABS, Hillholder, Traction Control
- + Carthago Driver's Cabin Visibility Concept



+ Living Comfort

- + "Smartline plus" furniture architecture, optional epic bicolour / Casablanca bicolour
- + Single level living area floor
- + L-shaped lounge seating group with side seat bench
- + Kitchen with 6 large drawers, professional gourmet hob and round sink
- + Bathroom solutions (depending on model): maximum comfort and separable changing room
- + Rear beds with biggest sleeping dimensions in the class



+ Storage compartment system

- + Double floor basement with massive, heated storage compartment, usable height up to 55.5 cm
- + Exterior access via several large flaps, convenient access from the inside via the seat bench cover of the L-shaped lounge seating group and via swing-out side seat bench
- + Large, central through-loading space (interior height 22 cm), with extra-low basement storage compartment (usable height 46 cm) with large, adjustable living area floor hatch
- + Scooter garage: Interior height up to 120 cm, load capacity up to 350 kg



+ Self-sufficiency

- + 150 l fresh water, 140 l waste water
- + 1 x 80 AH gel batteries (can be increased to 2 x 80 AH)



+ Air conditioning / heating system:

- + Truma Combi 6 warm air storage heating system
- + Climate storage double floor with underfloor heating effect
- + Option:ALDE warm water central heating (model dependent)



c-tourer Lightweight

The all-rounder also with practical models for the 3.5 t weight class

The successful c-tourer model leads the way with a striking sporty look: It clearly shows its allegiance to the Carthago family with its innovative “Carthago v-face” front design and modern exterior design in white. With a body width of 2.27 m, it provides maximum living comfort. This ultra-light and extremely solid c-tourer has been a successful model for years, and occupies the 3.5 tonne class in a unique way. Despite its unrivalled light weight, it is

equipped with the top class main cabin technology that is customary from Carthago, the innovative double floor storage technology and a high quality AL-KO low frame chassis. For you, this means: Quality, comfort and a considerable payload – also within the 3.5 ton weight class. If this isn’t enough for you, then simply choose the version with a permissible gross weight of up to 4.25 tonnes.

TEST RESULTS

“Couldn’t be better: nothing can be heard while driving with the Carthago on roads and motorways. No flapping, no squeaking, no noise. [...] The shorter bed can be pushed towards the back with the shower wall during the day without problems. In this way, Carthago saves main cabin length with a long sleeping area. [...] The fact that the integrated model heats up quickly and appears to be well insulated makes a positive impression.”

Reisemobil International 03/2018,
C-tourer I 144 LE endurance test



Living space highlights

- + “epic bicolour” World of Style: Furniture surfaces with bicolour look consisting of bright ash tree and high-gloss ivory fronts with chrome applications
- + Optional “Casablanca bicolour” World of Style: Furniture surfaces with a bicolour look made from summer chestnut and high gloss ivory fronts
- + Luxury living room table, can be moved in 2 directions and rotated by 180° using a foot pedal
- + Indirect ambient lighting and numerous spotlights with LED lighting technology
- + Biggest fold-down bed in its class above driver’s cabin, sleeping area 160 x 195 cm



▲ Model I 141 LE

L-shaped lounge seating group with pull-out side seat

- + 22” TFT pull-out system above the seating group
- + Shoe cabinet with storage system in the base of the seat bench
- + Easy access fold-down bed above side seat



▲ TFT pull-out system above the seating group



▲ Model I 143 LE

Large L-shaped seating group with wide side seat bench

- + 22” TFT pull-out system above the seating group
- + Shoe cabinet with storage system in the base of the seat bench
- + Easy access fold-down bed above side seat bench



▲ TFT pull-out system above the seating group



▲ Model I 144 LE, I 144 QB

L-shaped lounge seating group with side seat bench

- + 22” wall bracket in entrance area combination cabinet
- + Shoe storage beneath the fridge, also accessible from entrance area
- + Easy access fold-down bed above side seat bench



▲ TFT holder in entrance area (I 144 LE, I 144 QB)



▲ Model I 142 DB, I 148 LE, I 149 LE, I 150 QB

L-shaped lounge seating group with wide side seat bench, optional 5th belted seat

- + TFT pull-out system 24” behind the side seat bench backrest
- + Shoe cabinet with storage system in the base of the seat bench
- + Easy access fold-down bed above side seat bench



▲ “Quick-up” TFT TV pull-out system behind the side seat bench backrest



EN3001



c-tourer

▲ c-tourer I 149 LE in Casablanca bicolour World of Style and Venice World of Living



▲ c-tourer I 144 LE in epic bicolour World of Style and Ancona World of Living



▲ L-shaped lounge seating group with wide side seat bench (I 142 DB, I 144 LE, I 144 QB, I 148 LE, I 149 LE, I 150 QB)

Kitchen Highlights

- + “Professional Gourmet” 3-ring hob with divided glass cover, robust cast iron grate and easy-clean glass surface
- + Kitchen area with 6 large drawers and integrated waste bin
- + Designer overhead storage cabinet in shape of a vertical wave

- + Sink cover embedded flush in the surface, can be used as additional work surface / chopping board
- + Optional: Pull-out system for capsule coffee maker in the overhead storage cabinet in the shape of a vertical wave




▲ Model I 141 LE, I 143 LE

Galley kitchen

- + Space-saving galley kitchen for short vehicle lengths
- + 145 l Slimtower fridge including 15 l freezer compartment at hand height



▲ Pull-out capsule coffee maker in overhead storage cabinet above kitchen



▲ Model I 142 DB, I 148 LE

Corner kitchen

- + Large work surface
- + 160 l fridge incl. 30 l freezer compartment at hand height opposite
- + Spice rack on kitchen wall



▲ Practical spice rack




▲ Model I 144 LE, I 144 QB

Corner kitchen

- + Large work surface
- + 145 l Slimtower fridge including 15 l freezer compartment at hand height opposite



▲ Large 145 l Slimtower fridge at hand height



▲ Model I 149 LE, I 150 QB

Luxury corner kitchen

- + Curved, extra large work surface, extended into round bathroom wall
- + 160 l fridge incl. 30 l freezer raised compartment at hand height opposite



▲ Divided sink cover can be used as an additional work surface / cutting board



◀ **Space-saving galley kitchen** in epic bicolour World of Style (I 141 LE, I 143 LE)

▼ **Corner kitchen with spice rack** in epic bicolour World of Style (I 142 DB, I 148 LE)



c-tourer



▲ **Luxury corner kitchen** in Casablanca bicolour World of Style (I 149 LE, I 150 QB)

Bathroom and changing room highlights

- + Solid bathroom door with interior hinges, metal handle and door lock
- + Shower room can be completely separated from the washroom when showering
- + Spacious wash stand base unit
- + Large mirror cabinet with shelving
- + Numerous shelves
- + Mini-Heki skylight in washing area



▲ Model I 141 LE

Vario swivel bath with separable changing room

- + Vario bathroom with interior swivel wall and sliding shower door – a large shower room is created with just 2 manual operations
- + Bathroom door with room dividing function from living area (changing room)
- + Large mirror with backlighting, additional cabinet element with shelf arrangement and storage spaces



▲ Spacious shower room



▲ Model I 143 LE

Combined bathroom

- + Large, round shower that can be separated via a sliding door
- + Large mirror storage cabinet with shelves
- + Spacious wash stand base unit



▲ Round shower




▲ Model I 142 DB, I 148 LE

Combination bathroom with changing room

- + Round shower that can be divided off
- + Large mirror storage cabinet with shelves
- + Separation from living area as a changing room via the room dividing function of the washroom door, I 148 LE with additional separation of sleeping area via room pleated dividing blind (I 148 LE)
- + Changing room with integrated room partitioning and room-high wardrobe




▲ Changing room with room partitioning



▲ Model I 144 LE, I 144 QB

Comfortable luxury bathroom with changing room

- + Large washroom/toilet room
- + Shower opposite
- + Waterproof shower insert in living area floor design, easily removable for cleaning purposes (I 149 LE)
- + Separation from living area as changing room via the room dividing function of the washroom door or sliding door
- + Additional separation of sleeping area via room pleated dividing blind (I 149 LE, I 150 QB)




▲ Model I 149 LE, I 150 QB



EN3021

▼ **Vario swivel bath** with interior swivelling wall and shower door, bathroom door with room dividing function from the living area



EN3020

▲ **Combined bathroom:** Washroom /toilet area with separable round shower (I 142 DB, I 148 LE)



EN3022

▲ **bathroom with changing room** (I 149 LE, I 150 QB)



▲ **Washroom with washbasin and toilet** (I 144 LE, I 144 QB, I 149 LE, I 150 QB)

c-tourer

Sleeping area highlights

- + Largest sleeping areas in the class
- + Two part heated and ventilated sprung slatted frame with flexibly mounted wooden slats
- + Quality 7-zone cold foam mattress with breathable climate quilting
- + Wardrobes with extra-large interior height due to a recess in the double floor
- + Optional: World of Sleeping and decoration set with made-to-measure elasticated covers



▲ Model I 142 DB

Rear transverse bed

- + Large sleeping area
- + Bed access via large entry steps
- + Large wardrobe beneath bed
- + Room high wardrobe




▲ Wardrobe beneath transverse rear bed



▲ Model I 141 LE, I 143 LE
I 148 LE, I 149 LE

Lengthways single beds

- + Large lengthways single beds with adjustable head section
- + Sleeping area can be moved by 30 cm for 200 cm sleeping length and spacious luxury bathroom with a short vehicle length at the same time (I 144 LE)
- + Sleeping area extension between the beds due to additional mattress, access via pull-out access steps (no ladder required, not in model 144 LE)
- + Wardrobes beneath the lengthways single beds, conveniently accessible from front and above via the lift function



Registered for patent approval!
Leading by means of innovation

▲ Model I 144 LE



▲ Model I 144 QB

Queen-size bed

- + Sleeping area can be moved by 30 cm for comfortable living and sleeping conditions with a short vehicle length. Living condition: easy access to wardrobes. Sleeping condition: long sleeping length of 195 cm. (I 144 QB)
- + Adjustable head section
- + Wardrobes on left and right next to the queen-size bed



▲ Model I 150 QB



▲ TV cabinet integrated in lengthways single bed models (except I 144 LE)



▲ Large transverse rear bed with overhead storage cabinets all round



EN3031



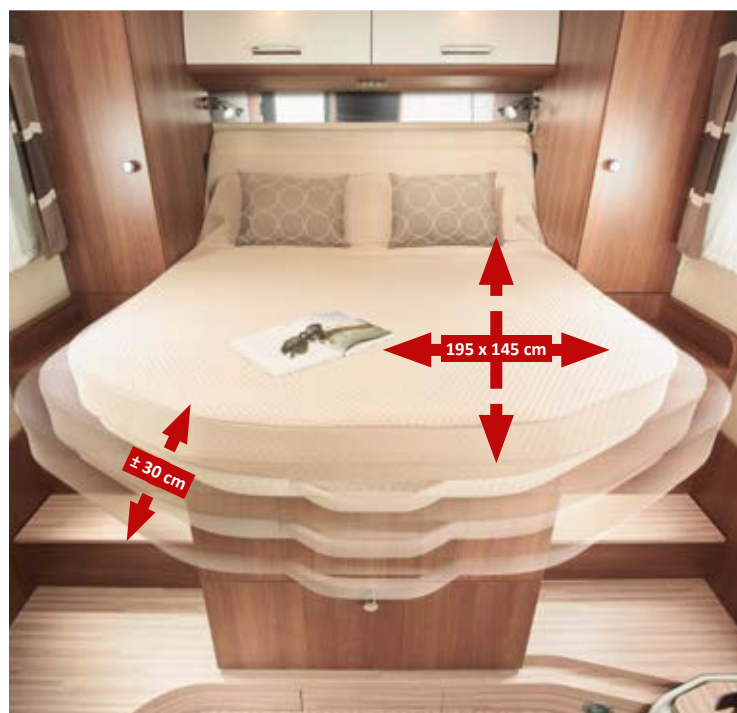
c-tourer



▲ Wardrobes beneath the lengthways single beds easily accessible from front and above via the lift function



▲ Large lengthways single bed with adjustable head section, pull-out access steps and wardrobes below with lift function (I 141 LE, I 143 LE, I 148 LE, I 149 LE)



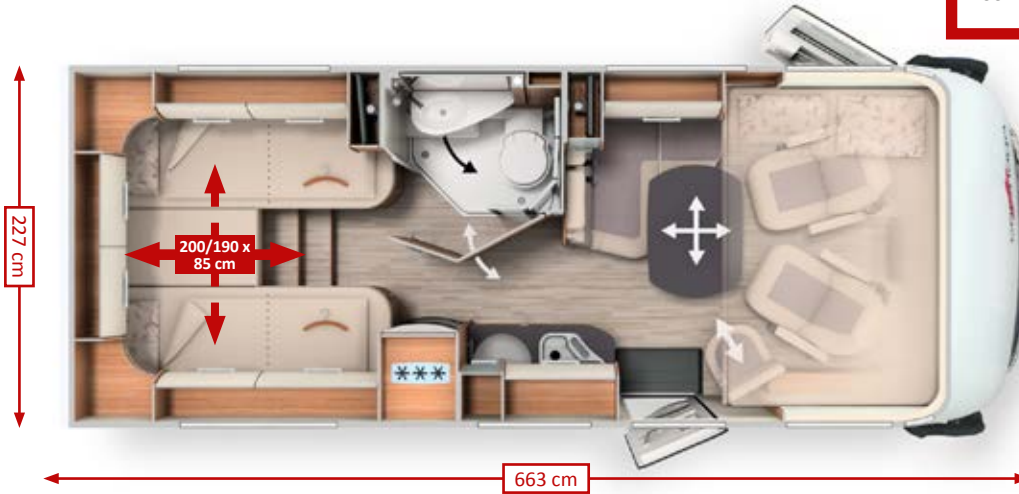
▲ Pull-out queen-size bed (I 144 QB)



▲ Pull-out single bed (I 144 LE)

c-tourer I 141 LE

Number of seats with three-point safety belt: 4 Number of sleeping places: 4/5*



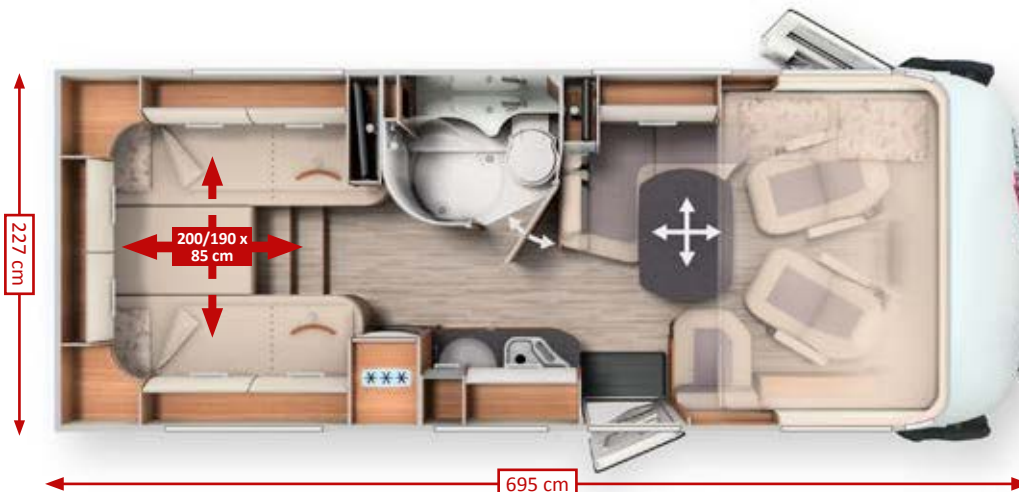
c-tourer I 142 DB

Number of seats with three-point safety belt: 4/5* Number of sleeping places: 4/5*



c-tourer I 143 LE

Number of seats with three-point safety belt: 4 Number of sleeping places: 4/5*



MODEL HIGHLIGHTS

- + Innovative floor plan specifically for the 3.5 t weight class with L-shaped lounge seating group with side seat, lengthways single beds, but still a short vehicle length
- + Compact galley kitchen
- + Vario bathroom: maximum comfort in a small space
- + TV cabinet in sleeping area, integrated in the overhead storage cabinet
- + Bathroom door with room dividing function from living area
- + Wardrobes beneath lengthways single beds with extra-large interior height due to recess in the double-floor



c-tourer

Chassis:	Fiat Ducato AL-KO low frame 35 light
Ready-to-drive weight from:	2,995 kg
Additional loads up to:	1,215 kg



MODEL HIGHLIGHTS

- + Short vehicle length specifically for the 3.5 t weight class with L-shaped lounge seating group with side seat bench, large transverse rear bed
- + Corner kitchen with large work surface
- + Combined bathroom with round shower
- + Room-high wardrobe
- + Another wardrobe beneath the rear bed



Chassis:	Fiat Ducato AL-KO low frame 35 light
Ready-to-drive weight from:	2,975 kg
Additional loads up to:	1,235 kg



MODEL HIGHLIGHTS

- + Allrounder: ample comfort, short vehicle length, less weight
- + L-shaped lounge seating group with side seat bench
- + Bedroom TV-cabinet integrated in the overhead storage cabinet
- + Compact galley kitchen
- + Combined bathroom with round shower
- + Wardrobes beneath the lengthways single beds with considerable interior height due to a recess in the double floor
- + Pull-out access steps for the rear lengthways single beds



Chassis:	Fiat Ducato AL-KO low frame 35 light
Ready-to-drive weight from:	2,980 kg
Additional loads up to:	1,230 kg



c-tourer I 144 LE

Number of seats with three-point safety belt: 4

Number of sleeping places: 4/5*

C
Unique floor plan!
 Carthago patent pending: Leading by means of innovation

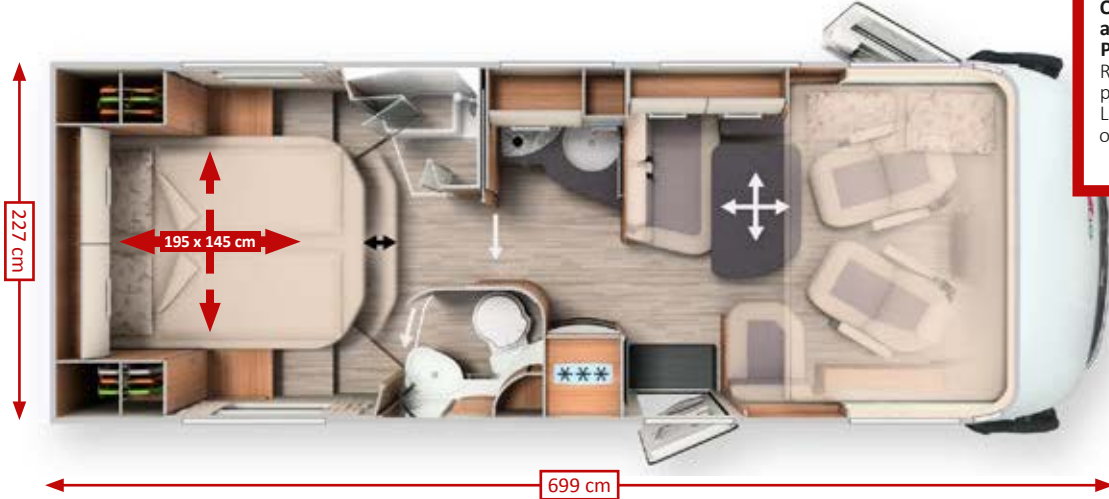


c-tourer I 144 QB

Number of seats with three-point safety belt: 4

Number of sleeping places: 4/5*

C
Optional height adjustable Pedelec garage*:
 Registered for patent approval: Leading by means of innovation

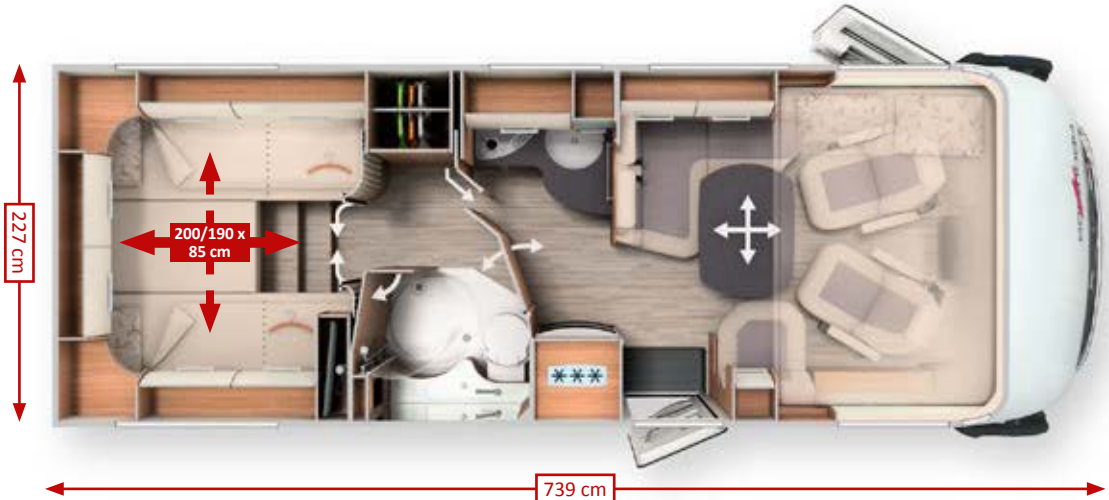


c-tourer I 148 LE

Number of seats with three-point safety belt: 4/5

Number of sleeping places: 4/5*

C
 EN3021



MODEL HIGHLIGHTS

- + Unique floor plan: L-shaped lounge seating group, side seat bench, corner kitchen, luxury bathroom and 200 cm long beds with a vehicle length of just under 7 m
- + Corner kitchen with large work surface
- + Living area room partitioning using sliding door
- + Comfortable luxury bathroom with shower opposite
- + Lengthways single bed at passenger-side, movable by 30 cm: 200 cm sleeping length in sleeping mode/generous shower room in living mode
- + Wardrobes beneath lengthways single beds with extra-large interior height due to recess in the double-floor

Chassis: Fiat Ducato with AL-KO low frame 35 light

Ready-to-drive weight from: 3,035 kg

Additional loads up to: 1,175 kg



c-tourer

MODEL HIGHLIGHTS

- + Unique floor plan: L-shaped lounge seating group, side seat bench, corner kitchen, luxury bathroom and 195 cm queen-size bed with a vehicle length of just under 7 m
- + Corner kitchen with large work surface
- + Living area room partitioning using sliding door
- + Comfortable luxury bathroom with shower opposite
- + Queen-size bed, can be moved by 30 cm: 195 cm sleeping length in sleeping mode/spacious access to the wardrobes in living mode
- + Two wardrobes at side of queen-size bed
- + Large pull-out at front of queen-size bed

Chassis: Fiat Ducato with AL-KO low frame 35 light

Ready-to-drive weight from: 3,035 kg

Additional loads up to: 1,175 kg



MODEL HIGHLIGHTS

- + Comfort-oriented floor plan: large L-shaped lounge seating group, wide side seat bench (optional 5th belted seat), corner kitchen, room-high wardrobe
- + Corner kitchen with large work surface
- + Combined bathroom with round shower, bathroom door with room dividing function
- + Changing area with pleated room divider from the bedroom
- + Room-high wardrobe, additional wardrobes with extra-large interior height beneath the lengthways single beds
- + TV cabinet in the bedroom, with optional extra-long 24" TFT pull-out system, which can be extended to the middle aisle

Chassis: Fiat Ducato with AL-KO low frame 35 light

Ready-to-drive weight from: 3,065 kg

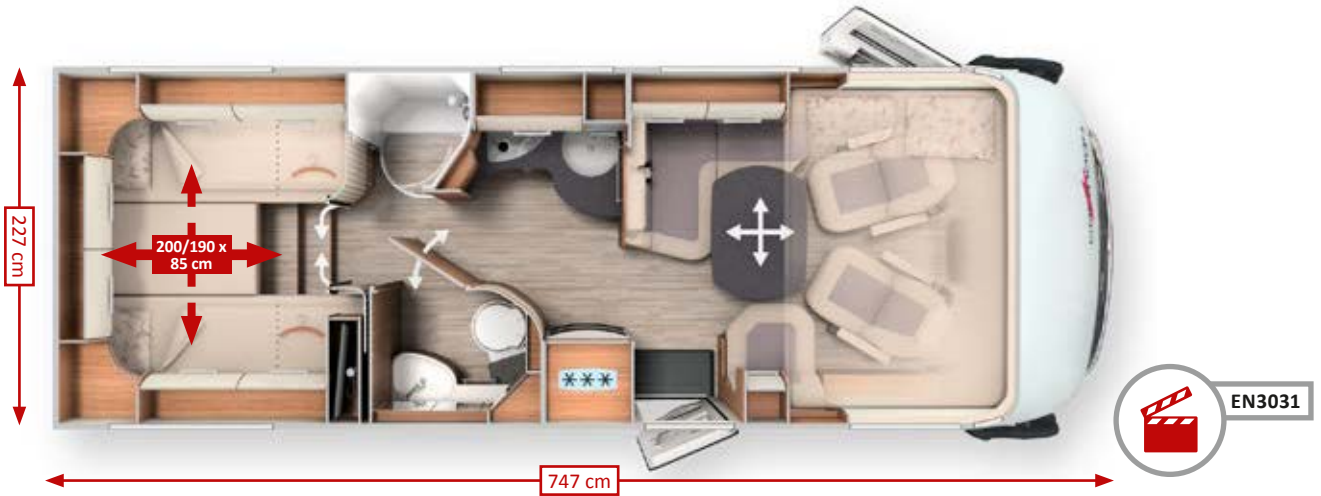
Additional loads up to: 1,145 kg



c-tourer I 149 LE

Number of seats with three-point safety belt: 4/5*

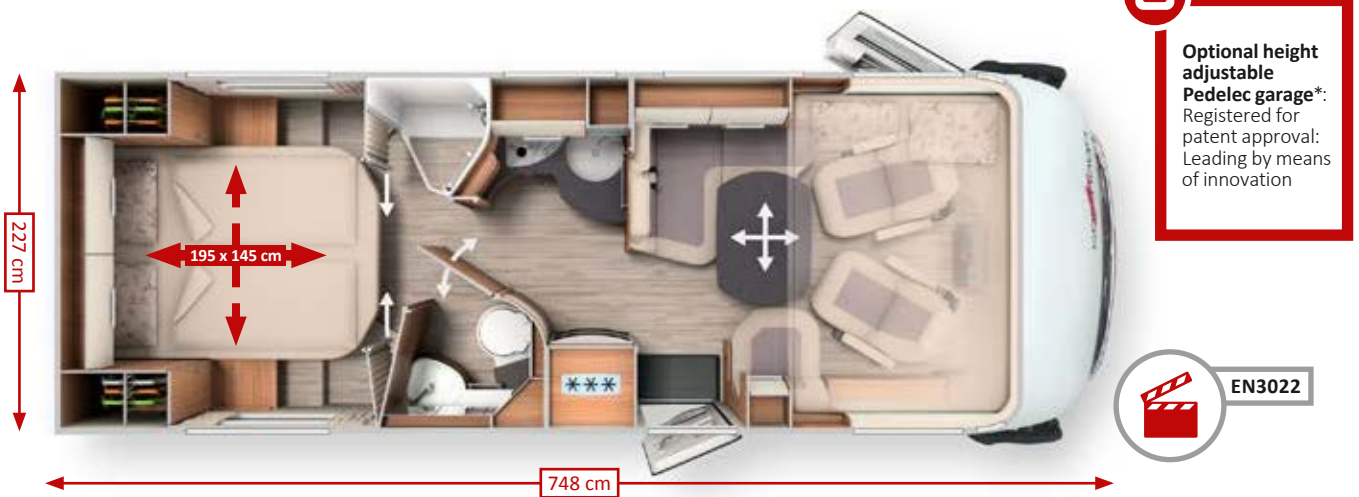
Number of sleeping places: 4/5*



c-tourer I 150 QB

Number of seats with three-point safety belt: 4/5*

Number of sleeping places: 4/5*



Carthago Pedelec scooter garage

For queen sized bed models - interior height extension to 124 cm



MODEL HIGHLIGHTS

- + Comfort Plus floor plan
- + Large L-shaped lounge seating group with wide side seat bench
- + Large corner kitchen with curved worktop
- + Luxury bathroom with changing room separated using room divider
- + 200 cm lengthways single beds with pull-out access steps
- + Wardrobes beneath the lengthways single beds with large interior height
- + TV cabinet in the bedroom, with optional extra-long 24" TFT pull-out system that can be extended to the middle aisle



c-tourer

Chassis:	Fiat Ducato with AL-KO low frame 35 light
Ready-to-drive weight from:	3,125 kg
Additional loads up to:	1,085 kg



MODEL HIGHLIGHTS

- + Comfort Plus floor plan
- + Large L-shaped lounge seating group with wide side seat bench
- + Large corner kitchen with curved worktop
- + Luxury bathroom with changing room separated using room divider
- + Large 195 cm queen-size bed, convenient access to the bed
- + Two wardrobes at side of bed
- + Two large drawers on the front of the queen-size bed



Chassis:	Fiat Ducato with AL-KO low frame 35 light
Ready-to-drive weight from:	3,125 kg
Additional loads up to:	1,085 kg



c-tourer

Exterieur



STANDARD White
Main cabin, vehicle front,
A-pillar, front, side and
rear skirting and wheel
arches in white



Interior

STANDARD “epic bicolour” World of Style


Furniture surfaces with modern bicolour look made from bright ash tree and high-gloss ivory fronts with chrome applications



▲ Living area floor PVC flooring fineline
parquet caramel
Optional removable carpet

OPTIONAL “Casablanca bicolour” World of Style

Furniture surfaces with modern bicolour look made from noble cherry and high-gloss ivory fronts with chrome applications



▲ Living area floor PVC flooring fineline
parquet caramel
Optional removable carpet



usable height
up to 55.5 cm

Double floor basement with massive storage compartment

EASY ENTRY – convenient loading from the outside,
easy removal from the inside



• Gas bottle compartment



▲ Scooter garage with high interior thanks to deep lowering, access on both sides via large door at passenger side and second door at driver's side

Exterior loading



▲ Convenient loading of double floor storage compartment at the driver's side via a large exterior hatch

Interior removal

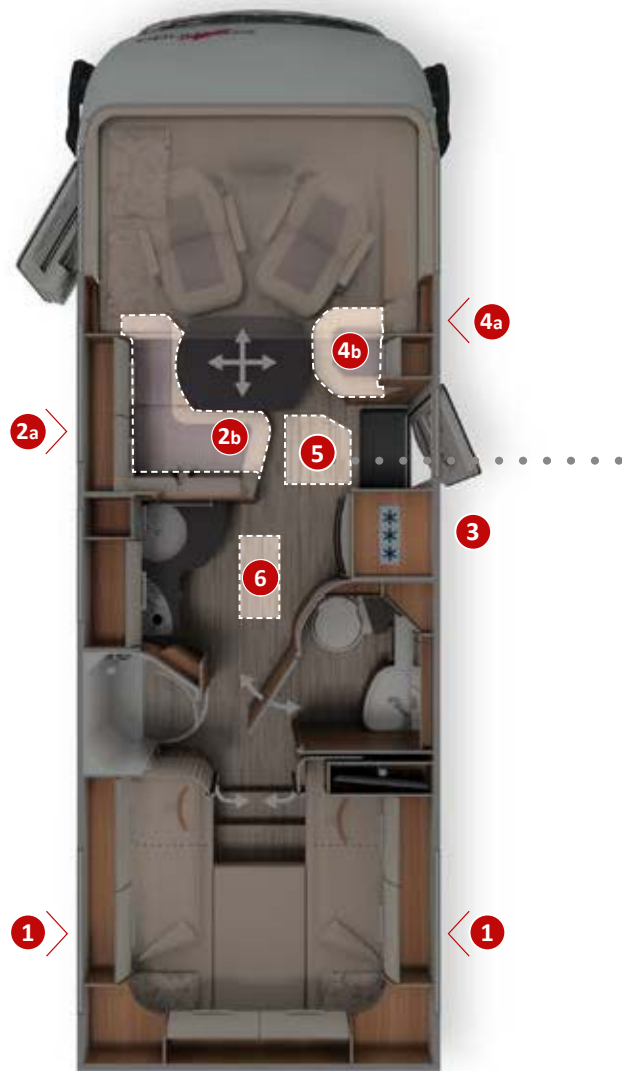


▲ Easy removal of storage compartment contents from the inside via the lift up seat bench cover on the L-shaped lounge seating group (driver's side)

Other double floor basement storage compartments



▲ Living area floor hatch with double floor storage box (42 cm usable depth) in heated double floor





- + **Double floor basement** with massive, heated storage space, usable height up to **55.5 cm**
- + **Exterior access** via several large flaps
- + Convenient **interior access** via the L-shaped lounge seating group seat bench cover, the swing-out side seat bench and the large living area floor hatch
- + **Large, central through-loading space** (interior height 22 cm), with extra-low basement storage compartment (usable height 46 cm), convenient loading via a large living area floor hatch
- + Entire double floor heated with **climate storage function**.

c-tourer



◀ **Multi-piece storage box set** with maximum storage space utilisation in double floor (made to measure in accordance with floor plan)



▲ Large, additional double floor storage compartment with separate exterior hatch



▲ Convenient loading of double floor storage compartment at the passenger side thanks to wide, large external hatches

Exterior loading



▲ Massive living area floor hatch in entrance area: easy to load from the outside with the main cabin door open







▲ Easy removal of contents via swing-up side seat bench

Interior removal



On-board technology

Electrical technology, water supply,
warm air storage heating technology

-  **+ Warm air storage**
heating technology
Truma Combi 6
Optional: ALDE warm water
central heating
(depending on model)
- 
-  **+ Climate storage
double floor**
With floor heating effect
-  **+ Capacity**
150 litre fresh water tank
140 l waste water tank
1 x 80 Ah gel battery
(can be increased to 2 x 80 Ah)

▼ Dashboard front heating

Targeted heating of the living area in the driver's
cab area with heated dashboard front and addi-
tional warm air outlets or convectors.



▲ **Heating technology** Truma heat storage heating
technology Truma Combi 6 with numerous warm
air outlets in the entire climate storage double floor,
the living area, the rear garage, the driver's cabin
and the cold-sensitive door entrances.



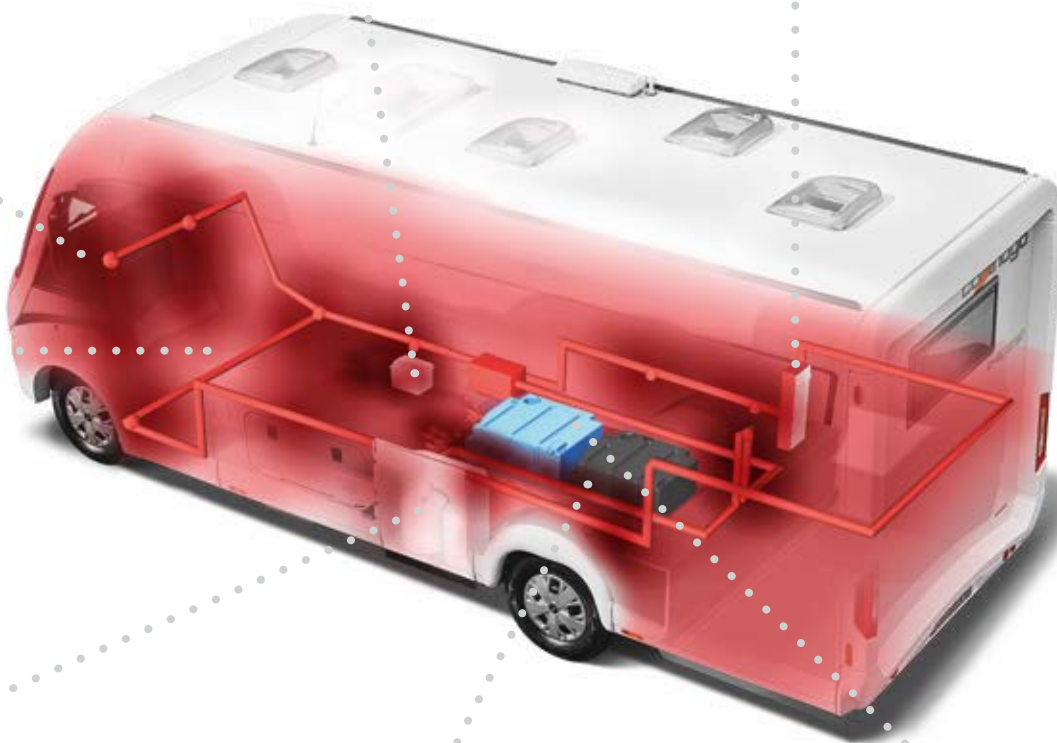
▲ Gas bottle compartment "easy change"

Extra-low gas bottle compartment for convenient bottle
changing, both bottles individually accessible
(not I 141 LE, I 143 LE)

▼ **Heated battery centre** with main battery switch; Standard: 1 x 80 Ah gel batteries, can be increased to 2 x 80 Ah.



▼ **Easily accessible electric centre** in the rear garage.



▲ **Gas bottle compartment** in rear area with separate exterior door (I 141 LE, I 143 LE).
Optional: Gas bottle pull-out



◀ **Central water drain**
Central water drain in climate storage double floor – can also be operated from the outside through the main cabin door.

c-tourer

Standard features

AL-KO low frame special light




▲ Light weight, similar ride comfort to a car

Bus mirror “best view”



▲ With large main mirror and wide-angle mirror

Aguti driver’s cabin pilot seats



▲ With outstanding seating comfort, two armrests and multiple adjustment

Garage access from both sides



▲ Convenient access: large door at passenger side, optional second door at driver’s side

Main cabin door



▲ With door limiter and door window

Passengers cabin door



▲ With safety double locking system, electric windows and low door entrance

Prepared for a TFT pull-out system



▲ Behind side seat bench backrest or in overhead storage cabinet above the seating group for convenient viewing height (depending on model)

TV cabinet



▲ Integrated with lengthways single beds in rear bed area. Optionally with special/extra long TFT pull-out system

Worktop extension



▲ Use of the sink cover via wall holder with cutting board function

Kitchen work surface



▲ Scratch resistant surface in "shale" decor, lit from underneath with LED light strip

Professional gourmet hob



▲ With 3 burners, glass surface and divided glass cover (depending on model)

Spice rack



▲ Design element and practical spice rack for secure storage of spices in kitchen area (I 142 DB, I 148 LE)



EN4000



+ Weight class

- + Comfort-oriented models with a permissible gross weight of up to 4.5 t



+ Chassis

- + Fiat Ducato with AL-KO low frame 35 light/40 heavy. Wide wheelbase rear axle 198 cm
- + Standard safety package: Airbag, ESP, ABS, hill holder, traction control
- + Carthago driver's cabin visibility concept



+ Living comfort

- + "Exclusiveline" furniture architecture, unique elegance due to flowing stylistic elements, rounded, exclusive furniture surfaces, choose between linea classica or linea moderna bicolour World of Style
- + Front round seating group with side seat bench and rectangular living room table
- + Comfortable corner kitchen with coffee machine lift and slide-out storage cabinet
- + Bathroom variant with maximum comfort and separable changing room
- + Fixed beds with Carawinx sleeping system



+ Storage space

- + Double floor basement with massive, heated storage compartment, usable height up to 70 cm
- + Exterior access via several large flaps, convenient access from the inside via the seat bench cover of the L-shaped lounge seating group and via the lifting side seat bench
- + Large, central through-loading space (interior height 22 cm), extra-low basement storage compartment (usable height 46 cm), easy to load via the large, adjustable living area floor hatch
- + Scooter garage: Interior height up to 120 cm, load capacity up to 350 kg



+ Above average self-sufficiency

- + 170 l fresh water, 140 l waste water
- + 2 x 80 AH gel batteries



+ Air conditioning / Heating system

- + Truma Combi 6 warm air storage heating system
- + Climate storage double floor with underfloor heating effect
- + Optional ALDE warm water central heating





chic c-line

chic c-line New Generation

The fascination of the Carthago Liner class: Elegance, comfort and extravagance

It is not just an exceptionally practically-orientated all-rounder with regard to payload and storage space, in the new generation it is more attractive, luxurious and comfortable than ever. The chic c-line provides high-tech on four wheels, the highest level of ride comfort and pure living comfort. With the innovative “Carthago v-face”

front design, the new GRP rear with the bus look and a sporty, elegant exterior, it sets standards with regard to design. This is how you discover the fascination of the liner class. Discover the sophistication in detail and the incomparable charm of the most successful integrated motorhome in its class.

TEST RESULTS

“The chic c-line 4.9 L has won thanks to the additional cabinets and the detail work which Carthago has put into in its successful series. Endless amounts of storage space, many practical details which simplify life in the motorhome and absolute suitability for winter thanks to the meticulously constructed double floor bring the chic c-line to the level that it represents in the Carthago portfolio: The highest standard of travel.”

Reisemobil International 08/2017, practical test of chic c-line I 4.9 LE L superior



Superior equipment line*****

- + Expanded exterior decor
- + 16" aluminium wheels
- + "Exclusiveline" furniture architecture, unique elegance with fluid styling elements, rounded, exclusive furniture surfaces and "Siena bicolour" World of Style: Furniture surfaces with a bicolour appearance, consisting of summer chestnut and high gloss ivory front panels
- + Kitchen work surfaces in solid, seamless Corian
- + Thetford C 260 toilet with ceramic insert

Floor plan versions:

- + I 4.9 LE superior: Lengthways single beds
- + I 4.9 LE L superior: Lengthways single beds and two ceiling-high wardrobes
- + I 5.0 QB superior: Queen-size bed
- + I 5.0 QB L superior: Queen-size bed and ceiling-high wardrobe



chic c-line

chic c-line superior

The next stage of the fascination of the Carthago Liner class

Elegance, comfort and extravagance

The chic c-line superior equipment line represents the most exclusive version of the chic c-line new generation. This is externally recognisable from the extended exterior decoration and the “superior” lettering. Inside, the “Siena bicolour” World of Style combines the warm colour shades of summer chestnut and the elegantly gleaming furniture

fronts in high gloss cream for an atmospheric ambience in the style of a yacht.

The kitchen work surface in solid, seamless Corian is based on the Liner sector and underlines the sophisticated and luxurious character of the chic c-line superior.



+ Weight class

- + Extra comfort-conscious floor plans in liner format with a permissible gross weight of up to 5.4 t



+ Chassis

- + Fiat Ducato with AL-KO low frame 40 heavy with double axle. Wide wheelbase rear axle 198 cm
- + Standard safety package: Airbag, ESP, ABS, hill holder, traction control
- + Carthago driver's cabin visibility concept



+ Living comfort

- + "Exclusiveline" furniture architecture, unique elegance due to flowing stylistic elements, rounded, exclusive furniture surfaces, choose between linea classica or linea moderna bicolour World of Style
- + Spacious XL lounge seating group with long side sofa
- + Comfortable corner kitchen: curved work surface, coffee machine lift, room-high slide-out storage cabinet
- + XL bathroom with separate toilet room, open washing area and large round shower, room partitioning via two solid wooden sliding doors from the sleeping and living areas



+ Storage space

- + Double floor basement with massive, heated storage compartment, usable height up to 70 cm
- + Exterior access via several large flaps, convenient access from the inside via the seat bench cover of the XL-shaped lounge seating group and the side sofa
- + Large, central through-loading space (interior height 22 cm), extra-low basement storage compartment (usable height 46 cm), easy to load via the large, adjustable living area floor hatch
- + Scooter garage: Interior height up to 120 cm, load capacity up to 350 kg



+ Above average self-sufficiency

- + 170 l fresh water, 140 l waste water
- + 2 x 80 AH gel batteries



+ Air conditioning / Heating system

- + ALDE warm water central heating
- + Climate storage double floor with underfloor heating effect



chic c-line XL

The fascination of the Carthago Liner class: XL sized elegance, comfort and extravagance

Like having plenty of room? In that case, the chic c-line XL version is the right motorhome for you. On its AL-KO low frame chassis with double axle, it handles well despite its size and is as easy to steer as any other chic c-line. Inside, it provides XXL comfort with XL length! Not just in the living

area, but also in the sleeping area and the newly designed XL bathrooms of the models I 5.9 XL LE and I 6.2 XL QB. The standard ALDE hot water heating technology provides a good climate all year round.

“We travel a lot with our Carthago and simply appreciate the plus in space that the chic c-line XL gives us. We have had many cosy evenings with friends in the large seating group and the many storage compartments allow us to store away a heck of a lot of holiday luggage.”

Daniela and Norbert Plicht,
Carthago customers and Brand Ambassadors

Living space highlights

- + “linea classica” World of Style: Furniture surfaces in wild pear
- + Optional “linea moderna bicolour” World of Style: Furniture surfaces with a bicolour look consisting of golden wattle and high-gloss ivory front panels
- + Comfortable forward round seating group with wide side seat bench (optional 5th belted seat) and rectangular living room table
- + TFT pull-out system behind side seat bench backrest
- + Modern lighting concept with numerous spotlights and indirect ambient lighting
- + Shoe cabinet integrated in base of seat bench
- + Large fold-down bed above driver’s cabin 195 x 160 cm



▲ Model I 4.2 DB, I 4.8 LE, I 4.9 LE, I 5.0 QB

Front round seating group with wide side seat bench

- + Front round seating group with rectangular living room table, wide side seat bench, optional 5th belted seat
- + Pull-out system for 32” TFT television behind side seat bench backrest
- + Easy access to rear bed via the side seat bench



▲ TFT pull-out system behind side seat bench backrest



▲ Model I 5.3 QB SL

Opposing side sofas

- + Lounge seating group with long, opposing side sofas, optional 3rd/4th belted seat
- + Extra large passage between driver’s cabin and living area
- + Pull-out system for 32” TFT television behind side sofa backrest
- + Easy access to rear bed via the side sofa




▲ TFT TV pull-out system behind the side seat bench backrest



▲ Models I 5.8 XL QB Suite, I 5.9 XL LE, I 6.2 XL QB

XL lounge seating group with long side sofa

- + XL lounge seating group with rectangular living room table, optional 5th belted seat
- + Long side sofa at passenger side with access to storage compartment
- + Pull-out system for 40” TFT television behind side seat bench backrest



▲ TFT TV pull-out system behind the side seat bench backrest



EN4001



chic c-line

▲ chic c-line I 4.9 LE in linea classica World of Style, part leather cream World of Living



▲ chic c-line I 5.9 XL LE with extra-long side sofa, linea moderna World of Style, leather sand World of Living




± 30 cm

▲ L-shaped lounge seating group with side seat bench optionally with shortened L leg for wider passage to driver's cabin (not in I 5.3 QB SL, XL models)

Kitchen Highlights

- + Corner kitchens with outstanding comfort
- + Slide-out storage cabinet with additional storage space
- + "Professional gourmet" 3-ring hob with split glass cover, robust cast iron grate and easy to clean glass surface
- + Kitchen unit with 6 large drawers, additional centre pull-out with integrated waste bins
- + Coffee machine lift, can be lowered from overhead storage cabinet
- + 160 l fridge with 30 l freezer at hand height
- + Sink cover as an additional work surface/cutting board



▲ Model I 4.2 DB, I 4.8 LE

Corner kitchen

- + Large work surfaces
- + Bar cabinet with decorative glass door and interior lighting
- + Room-high slide-out storage cabinet



▲ Coffee machine lift lowerable from overhead storage compartment



▲ Models I 4.9 LE, I 4.9 LE L, I 5.0 QB, I 5.0 QB L, I 5.0 QB Suite, I 5.8 XL QB Suite, I 5.9 XL LE, I 6.2 XL QB

Luxury corner kitchen

- + Luxury corner kitchen with elegantly curved work surface, extended at the side to the shaped bathroom wall
- + Slide-out storage cabinet integrated in the shaped bathroom wall
- + Bar cabinet with decorative glass door and interior lighting



▲ Coffee machine lift lowerable from overhead storage compartment



▲ Slide-out storage compartment integrated in the shaped bathroom wall in linea moderna bicolour World of Style (except I 4.2 DB, I 4.8 LE)



▲ Room-high slide-out storage compartment in linea classica World of Style (I 4.2 LE, I 4.8 LE)

▼ **Corner kitchen with professional gourmet hob**
in linea classica World of Style (I 4.2 DB, I 4.8 LE)

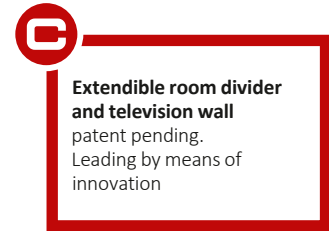


chic c-line



▲ **Luxury corner kitchen with curved work surface**, in linea moderna bicolour World of Style
(I 4.9 LE, I 4.9 LE L, I 5.0 QB, I 5.0 QB L, I 5.0 QB Suite, I 5.8 XL QB Suite, I 5.9 XL LE, I 6.2 XL QB)

chic c-line I 5.3 QB SL – new space concept



- + Open living room and wide passage to driver's cabin thanks to the seating area with "face to face" opposing side sofas
- + Seating group with opposing side sofas, optional 3rd/4th belted seat
- + Corner kitchen with work surface extended to the shaped bathroom wall
- + Slide-out storage cabinet integrated in shaped wash-room wall
- + Comfortable luxury bathroom with shower opposite
- + Changing room, washroom door with room dividing function from living room
- + Room high wardrobe
- + Pull-out room divider and television wall for individual partitioning of bedroom/changing room with integrated TFT (optional)
- + Large queen-size bed with easy access
- + Additional wardrobes at side of the queen-size bed, two large drawers at the front of the queen-size bed



▲ The corner kitchen with the slide-out storage cabinet and hand height fridge provides ample work surface and storage space



chic c-line

▲ “Face-to-face” lounge seating group with opposing side sofas, bicolour linea moderna World of Style, ivory part-leather World of Living



▲ Extremely large living room passage can be created thanks to the easily retracted living room table

Bathroom and changing room highlights

- + Combined bathroom / luxury bathroom with separable changing room, solid wooden sliding door / washroom door, double function door in some cases (depending on model)
- + Solid bathroom door with interior hinges, metal handle and door lock
- + “One level” shower entry can be removed for cleaning (luxury bathroom models)
- + Washroom with numerous storage areas
- + Large mirror and wash stand base unit



▲ Model I 4.2 DB, I 4.8 LE

Combined bathroom with changing area

- + Space-saving combined bathroom
- + Round shower that can be divided off
- + Large mirror storage cabinet with shelves
- + Washroom door with room dividing function from the living area
- + Solid wood sliding door for separating the changing room / living area (I 4.8 LE)
- + Room high wardrobe



▲ Round shower that can be separated from above



▲ Model I 4.9 DB, I 4.9 LE L, I 5.0 QB L

Comfortable bathroom with changing room

- + Large washroom/toilet room
- + Opposite shower
- + Solid wooden sliding door with room dividing function, meaning that changing room is separate from sleeping area and living area
- + Washroom/toilet room double function door for simultaneous separation of living room passage and toilet room
- + L models with room-high wardrobe



▲ Spacious bathroom with large shower



▲ Models I 5.0 QB, I 5.3 QB SL

Comfortable bathroom with changing room

- + Large washroom/toilet room
- + Opposite shower
- + Pull-out room partitioning and television wall with room partitioning function for changing room
- + Washroom/toilet room double function door for simultaneous separation of living room passage and toilet room



▲ Spacious bathroom with large shower






Extendible room divider and television wall
patent pending.
Leading by means of innovation



EN4020

◀ Combined bathroom with large washroom and separable round shower (I 4.2 DB, I 4.8 LE)

Comfort luxury bathroom with changing room, room partitioning via extendible room partitioning and television wall from bedroom and washroom door from living room (I 5.0 QB, I 5.3 QB SL) ▶



EN4022




EN4021

1



2



◀ ▶ Washroom/toilet room double function door for simultaneous separation of living area passage and toilet room (I 4.9 LE L, I 5.0 B L), Siena bicolour World of Style

Bathroom and changing room highlights XL and Suite models

- + Comfortable changing room, separable from bedroom and living room via solid sliding doors / washroom door
- + Extra-spacious shower

- + Shower inserts can be removed for cleaning
- + Room-high wardrobe (except I 5.0 QB suite)



▲ Model I 5.0 QB Suite,
I 5.8 XL QB Suite

Comfortable bathroom with changing room

- + Folding door for separating bathroom / changing room area in direction of living room
- + Fixed partition wall with side sliding doors for separating the sleeping area
- + Completely separable sleeping area with integrated TFT (optional) in sleeping area partition wall



▲ Luxury bathroom with shower
opposite



▲ Models I 5.9 XL LE,
I 6.2 XL QB

XL bathroom with changing room

- + XL bathroom with separate toilet room, open washing area and large round shower
- + Room partitioning from sleeping and living areas via two solid wooden sliding doors
- + XL round shower with waterproof shower insert in living area floor design (easy to remove for cleaning purposes), Mini Heki skylight incl. pleated blind
- + Separate toilet room with side window, practical towel warmer and sophisticated footwell extension
- + MiniHeki skylight in toilet room



▲ Spacious shower



▲ Large changing room with room-high wardrobe
(I 5.9 XL LE, I 6.2 XL QB)



▲ Separate toilet room with practical towel warmer, side window
and footwell extension (I 5.9 XL LE, I 6.2 XL QB)



▲ Washroom with fixed bedroom partition wall and full length mirror (I 5.0 QB Suite, I 5.8 XL QB Suite)

chic c-line



▲ Open washing area and spacious round shower with standing height of 198 cm in XL bathroom (I 5.9 XL LE, I 6.2 XL QB)

Sleeping area highlights


- + Largest sleeping area in the class
- + Lengthways single bed models with pull-out access steps
- + "Carawinx" sleeping system – medically recommended, point-elastic under springing system
- + Quality 7 zone cold foam mattresses with breathable climate quilting
- + Wardrobes in lengthways single bed models with extra-large interior height due to a recess as far as the double floor



▲ Model I 4.2 DB

Rear transverse bed

- + Large sleeping area
- + Large steps for accessing bed
- + Room high wardrobe
- + Additional large wardrobe beneath bed



▲ Room-high wardrobe



▲ Models I 4.8 LE, I 4.9 LE, I 4.9 LE L, I 5.9 XL LE

Lengthways single beds

- + Large lengthways single beds with adjustable head section
- + Wardrobes beneath the lengthways single beds, easily accessible from the front and above via the lift function – lowered into the double floor for additional interior height
- + Sleeping area extension between the beds due to additional mattress, access via pull-out access steps (no ladder required)
- + Standard TV cabinet with lengthways single bed models, optional extra-long TFT pull-out system



▲ Wardrobes beneath lengthways single beds with lift function




▲ Models I 5.0 QB, I 5.0 QB L, I 5.3 QB SL, I 6.2 XL QB

Queen-size bed

- + Unique: extendible room partitioning and television wall for separating the bathroom area incl. TFT holder, television can be enjoyed in two positions
- + Large queen-size bed with adjustable head section
- + Two wardrobes at side of queen-size bed
- + Two pull-outs at front of queen-size bed

Extendible room divider and television wall patent pending. Leading by means of innovation




▲ Large pull-out drawers at front of queen-size bed



▲ Model I 5.0 QB Suite, I 5.8 XL QB Suite

Suite sleeping area

- + Sleeping area separated by a fixed wall element with two sliding doors at the side, with integrated TFT cabinet at sleeping area side
- + Large queen-size bed with adjustable head section
- + Two wardrobes at side of queen-size bed
- + Folding door for separating bathroom / changing room area from living area



▲ Two drawers at side of queen-size bed



chic c-line



▲ Large queen-size bed
(I 5.0 QB, I 5.0 QB L, I 5.3 QB SL, I 6.2 XL QB)



▲ Large lengthways single beds with pull-out access steps
(I 4.8 LE, I 4.9 LE, I 4.9 LE L, I 5 XL LE, I 5.9 XL LE)

Large transverse rear bed (I 4.2 DB) ▶



▲ Suite models with large queen-size bed and fixed sleeping area partition wall with integrated TFT cabinet (I 5.0 QB Suite, I 5.8 XL QB Suite)



▲ Standard TV cabinet for lengthways single bed models, optional: TFT pull-out system

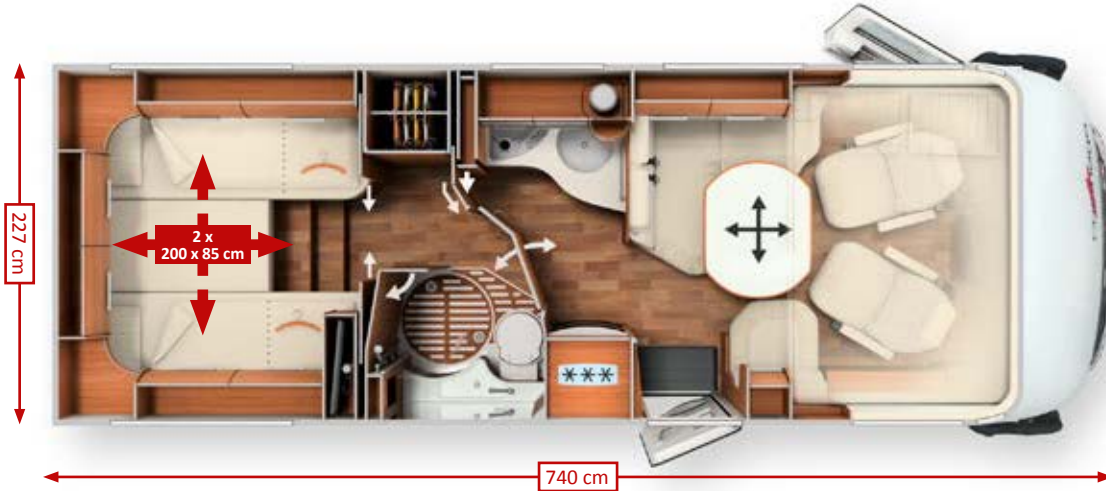
chic c-line I 4.2 DB

Number of seats with 3-point seat belt: 4/5* Number of sleeping places: 4/5*




chic c-line I 4.8 LE

Number of seats with 3-point seat belt: 4/5* Number of sleeping places: 4/5*



chic c-line I 4.9 LE / I 4.9 LE superior

Number of seats with 3-point seat belt: 4/5* Number of sleeping places: 4/5*



MODEL HIGHLIGHTS

- + Short vehicle length, large front round seating group with wide side seat bench and rectangular living room table
- + Corner kitchen with room-high slide-out storage cabinet
- + Combination bathroom with round shower, bathroom door with room dividing function
- + Changing room can be separated from sleeping/living area
- + Room high wardrobe
- + Additional wardrobe beneath the rear bed



Chassis:	Fiat Ducato AL-KO low frame 35 light
Ready to drive weight from:	3,065 kg
Additional loads up to:	1,145 kg



MODEL HIGHLIGHTS

- + Large front round seating group with wide side seat bench and rectangular living room table
- + Corner kitchen with room-high slide-out storage cabinet
- + Combination bathroom with round shower, bathroom door with room dividing function
- + Changing room can be separated from sleeping/living area
- + Room high wardrobe
- + Large lengthways single beds with pull-out access steps
- + Additional wardrobes beneath the lengthways single beds, with large interior height due to a recess into the double floor
- + TV cabinet in the bedroom, with optional extra-long 24" TFT pull-out system



Chassis:	Fiat Ducato AL-KO low frame 35 light
Ready to drive weight from:	3,180 kg
Additional loads up to:	1,030 kg



MODEL HIGHLIGHTS

- + Large front round seating group with wide side seat bench and rectangular living room table
- + Large luxury corner kitchen with curved work surface
- + Slide-out storage cabinet in shaped washroom wall
- + Comfortable luxury bathroom with shower opposite
- + Changing room with room partitioning from living area / sleeping area via solid sliding door / washroom door from living area
- + Large lengthways single beds with pull-out access steps
- + Wardrobes beneath lengthways single beds with large interior height due to recess as far as the double floor
- + TV cabinet in the bedroom, with optional extra-long 24" TFT pull-out system

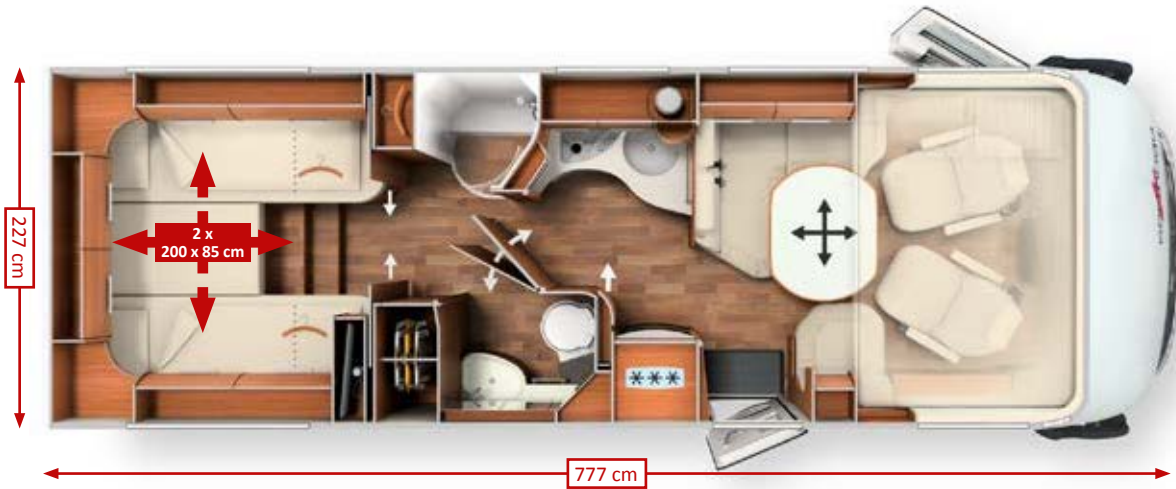


Chassis:	Fiat Ducato AL-KO low frame 35 light
Ready to drive weight from:	3,210 kg / 3,230 kg
Additional loads up to:	1,000 kg / 980 kg



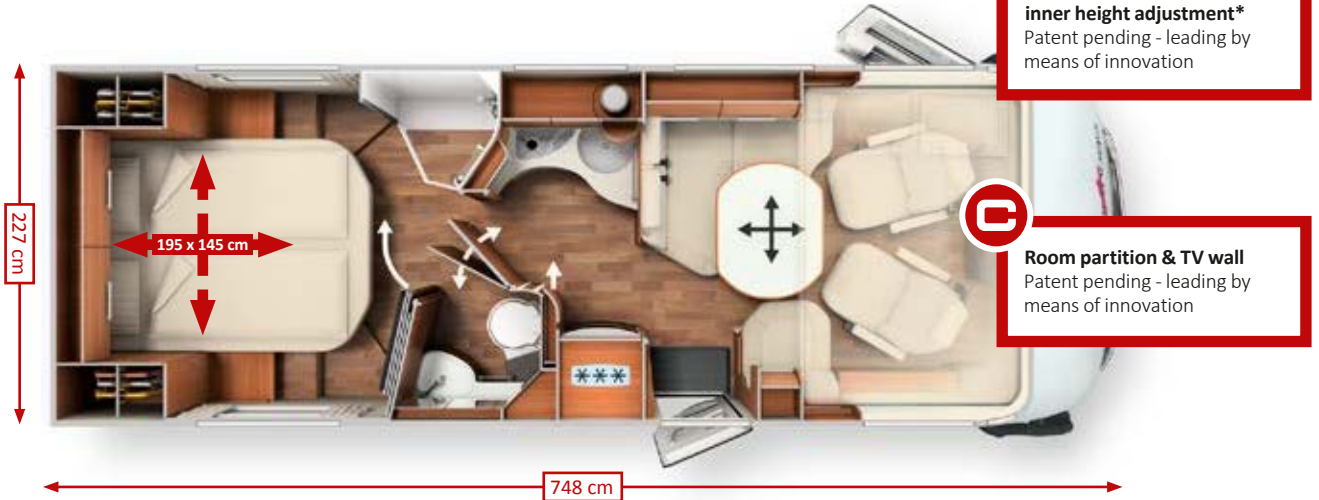
chic c-line I 4.9 LE L / 4.9 LE L superior

Number of seats with 3-point seat belt: 4/5* Number of sleeping places: 4/5*



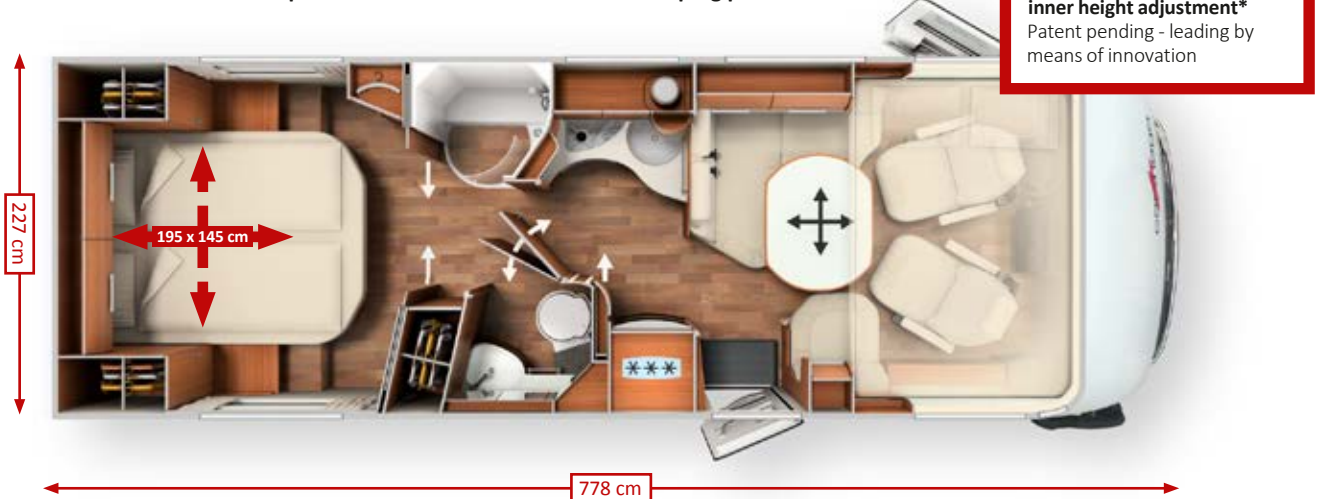
chic c-line I 5.0 QB / I 5.0 QB superior

Number of seats with 3-point seat belt: 4/5* Number of sleeping places: 4/5*



chic c-line I 5.0 QB L / 5.0 QB L superior


Number of seats with 3-point seat belt: 4/5* Number of sleeping places: 4/5*



*with options

MODEL HIGHLIGHTS

- + Large front round seating group with wide side seat bench and rectangular living room table
- + Large luxury corner kitchen with curved work surface
- + Slide-out storage cabinet in shaped washroom wall
- + Comfortable luxury bathroom with shower opposite
- + Changing room with room partition from living area / sleeping area via solid sliding door / washroom door from washroom
- + Room high wardrobe
- + Large lengthways single beds with pull-out access steps, additional wardrobes beneath the bed with large interior height thanks to recess as far as the double floor
- + TV cabinet in the bedroom, with optional extra-long 24" TFT pull-out system



Chassis:	Fiat Ducato AL-KO low frame 40 heavy
Ready to drive weight from:	3,345 kg / 3,365 kg
Additional loads up to:	905 kg / 885 kg

MODEL HIGHLIGHTS

- + Large front round seating group with wide side seat bench and rectangular living room table
- + Large corner kitchen with curved work surface
- + Slide-out storage cabinet in shaped washroom wall
- + Comfortable luxury bathroom with shower opposite
- + Changing room, washroom door with room dividing function from living room
- + Extendible room divider and television wall for individual separation of bedroom/changing room
- + Large queen-size bed with easy access, two wardrobes at side of bed, two large pull-out drawers at the front of the bed



Chassis:	Fiat Ducato AL-KO low frame 35 light
Ready to drive weight from:	3,150 kg / 3,170 kg
Additional loads up to:	1,060 kg / 1,040 kg

MODEL HIGHLIGHTS

- + Large front round seating group with wide side seat bench and rectangular living room table
- + Large corner kitchen with curved work surface
- + Slide-out storage cabinet in shaped washroom wall
- + Comfortable luxury bathroom with shower opposite
- + Changing room, partitioned off from living/sleeping area via solid sliding door / washroom and from living area by washroom door
- + Room high wardrobe
- + Large queen-size bed with easy access, two wardrobes at side of bed, two large pull-out drawers at the front of the bed

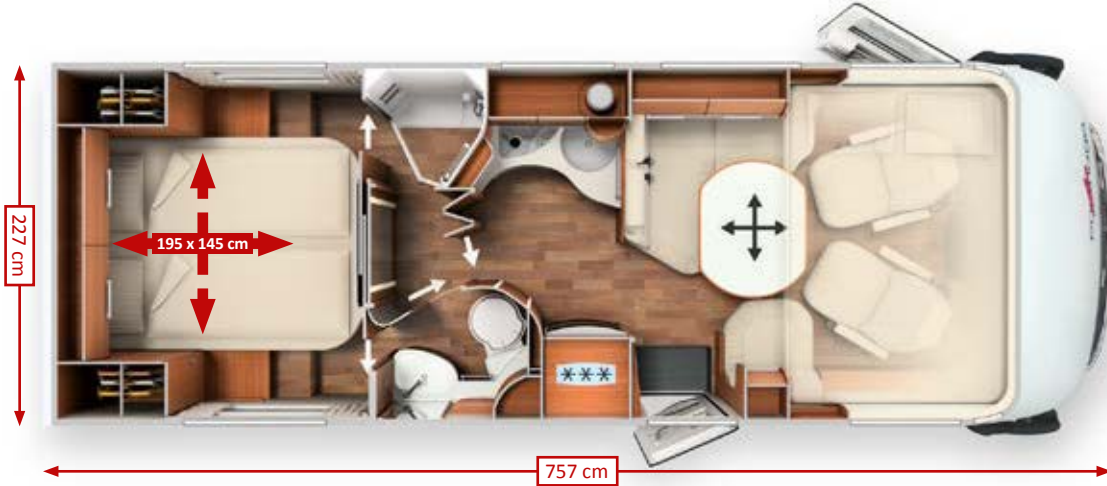


Chassis:	Fiat Ducato AL-KO low frame 40 heavy
Ready to drive weight from:	3,315 kg / 3,335 kg
Additional loads up to:	935 kg / 915 kg

*with options

chic c-line I 5.0 QB Suite

Number of seats with 3-point seat belt: 4/5* Number of sleeping places: 4/5*



chic c-line I 5.3 QB SL

Number of seats with 3-point seat belt: 2/4* Number of sleeping places: 4/5



chic c-line I 5.8 XL QB Suite (double axle)

Number of seats with 3-point seat belt: 4/5* Number of sleeping places: 4/5*



MODEL HIGHLIGHTS

- + Large front round seating group with wide side seat bench and rectangular living room table
- + Large luxury corner kitchen with curved work surface
- + Slide-out storage cabinet in shaped washroom wall
- + Comfortable luxury bathroom with shower opposite
- + Changing room, folding door with room dividing function from living room
- + Solid sleeping area partition wall with two side sliding doors to sleeping area, large mirror at luxury bathroom side
- + Large queen-size bed with easy access, two wardrobes at side of bed, two large pull-out drawers at the front of the bed



Chassis: Fiat Ducato AL-KO low frame 40 heavy


Ready to drive weight from: 3,335 kg

Additional loads up to: 915 kg



MODEL HIGHLIGHTS

- + New room concept with large living area, wide passage from seating group to driver's cabin, two "face to face" opposing side sofas
- + Corner kitchen with worktop extended to the shaped bathroom wall
- + Slide-out storage cabinet in shaped washroom wall
- + Comfortable luxury bathroom with shower opposite
- + Changing room, washroom door with room dividing function from living room
- + Room high wardrobe
- + Extendible room divider and television wall for individual separation of bedroom/changing room
- + Large queen-size bed with easy access, additional wardrobes at side of the bed, two large pull-out drawers at the front of the bed



Chassis: Fiat Ducato AL-KO low frame 40 heavy


Ready to drive weight from: 3,360 kg

Additional loads up to: 890 kg



MODEL HIGHLIGHTS

- + XL lounge seating group with long seat / sleeping sofa, rectangular living room table
- + Optional 40" TFT pull-out system behind seat / sleeping sofa backrest
- + Large luxury corner kitchen with curved work surface
- + Slide-out storage cabinet in shaped washroom wall
- + Comfortable luxury bathroom with shower opposite
- + Changing room, folding door with room dividing function from living room
- + Room high wardrobe
- + Solid sleeping area partition wall with two side sliding doors to sleeping area, large mirror at luxury bathroom side
- + Large queen-size bed with easy access, additional wardrobes at side of the bed, two large pull-out drawers at the front of the bed



Chassis: Fiat Ducato AL-KO low frame 40 heavy

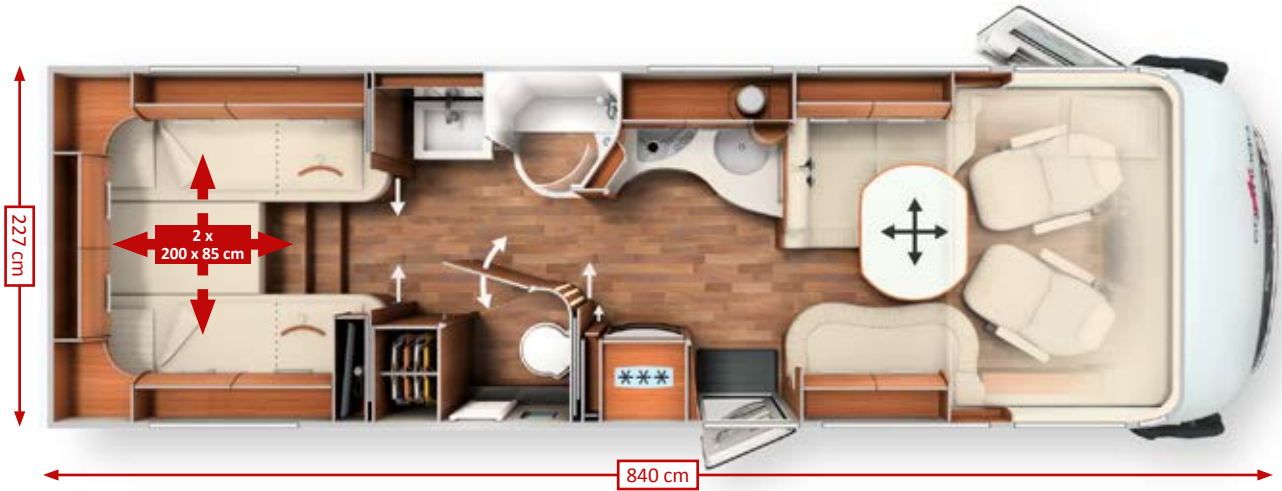
Ready to drive weight from: 3,875 kg

Additional loads up to: 1,125 kg



chic c-line I 5.9 XL LE (double axle)

Number of seats with 3-point seat belt: 4/5* Number of sleeping places: 4/5*



c-line I 6.2 XL QB (double axle)

Number of seats with 3-point seat belt: 4/5* Number of sleeping places: 4/5*

C Optional Pedelec garage with inner height adjustment*
Patent pending - leading by means of innovation



MODEL HIGHLIGHTS

- + XL lounge seating group with long side sofa, rectangular living area table
- + Optional 40" TFT pull-out system behind side sofa backrest
- + Large luxury corner kitchen with curved worktop, slide-out storage cabinet in round bathroom wall
- + XL bathroom, separate toilet room, open washroom, spacious round shower, room-high wardrobe. Living / sleeping area partitioning using two solid sliding wooden doors
- + Toilet room with side window, practical towel warmer and footwell extension
- + Large lengthways single beds with pull-out access steps, additional wardrobes beneath the beds with large interior height due to recess as far as the double floor
- + TV cabinet in the sleeping area, with extra-long 24" TFT-pull-out system



Chassis:	Fiat Ducato AL-KO low frame 40 heavy DA
Ready to drive weight from:	3,835 kg
Additional loads up to:	1,165 kg

MODEL HIGHLIGHTS

- + XL lounge seating group with long side sofa, rectangular living room table
- + Optional 40" TFT pull-out system behind seat / side sofa
- + Large luxury corner kitchen with curved worktop, slide-out storage cabinet in shaped washroom wall
- + XL bathroom, separate toilet room, open washroom, spacious round shower, room high wardrobe. Living / sleeping area partitioning using two solid sliding wooden doors
- + Toilet room with side window, towel warmer and footwell extension
- + Large queen-size bed with convenient access, two wardrobes at side of bed, two large pull-out drawers at the front of the bed



Chassis:	Fiat Ducato AL-KO low frame 40 heavy DA
Ready to drive weight from:	3,845 kg
Additional loads up to:	1,155 kg

* with options

Exterior

STANDARD chic c-line / white



Main cabin white; **Vehicle front** white; **A-pillar, front, side, rear apron and wheel arches** in silver platinum

OPTIONAL Silverline



Main cabin silver; **Vehicle front** silver; **A-pillar, front, side, rear apron and wheel arches** in silver platinum

STANDARD chic c-line superior / white



Main cabin white with extended exterior decor; **Vehicle front** white; **A-pillar, front, side, rear apron and wheel arches** in silver platinum

OPTIONAL Silverline




Main cabin silver with extended exterior decor; **Vehicle front** silver; **A-pillar, front, side, rear apron and wheel arches** in silver platinum

Interior

STANDARD “linea classica” World of Style


Furniture surfaces in wild pear with channelling and chrome inlay



▲ Living room floor PVC flooring in Missouri ship's parquet. Optionally with removable carpet

OPTIONAL “linea moderna bicolour” World of Style


Furniture surfaces in modern bicolour look made of golden wattle and high gloss ivory fronts with channelling and chrome inlay



▲ Living room floor PVC flooring in Missouri ship's parquet. Optionally with removable carpet

SUPERIOR LINE ONLY: “Siena bicolour” World of Style

Furniture surfaces in modern bicolour look of summer chestnut and high gloss ivory fronts



▲ Living room floor PVC flooring in Missouri ship's parquet. Optionally with removable carpet

chic c-line



Double floor basement with lots of storage space

EASY ENTRY - easy to load from outside, easy to unload from inside



• Gas bottle compartment



▲ **Scooter garage** with high interior thanks to deep lowering, access at both sides via large door on passenger side and second door on driver's side

Exterior loading



▲ **Easy loading** of double floor storage room on the driver's side thanks to large external hatches

Interior unloading

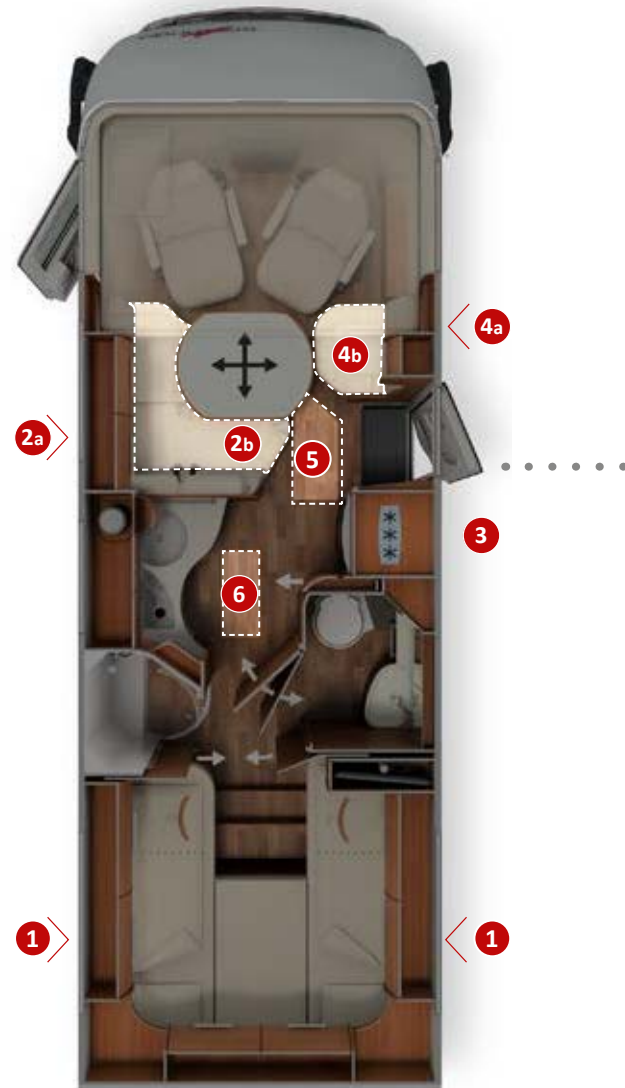


▲ **Easy unloading** of storage compartment contents from the inside via the lift-up seat bench cover on the L-shaped lounge seating group (driver's side)

Further double floor basement storage space



▲ **Living area floor hatch** with double floor storage box (42 cm usable depth) in heated double floor





- + **Double floor basement** with huge, heated storage space, usable height up to **70 cm**
- + **Outside access** via multiple large flaps
- + Comfortable **interior access** via the L-shaped lounge seating group seat bench cover and via the swing-out side seat bench and large living area floor hatch
- + **Large, central through-loading space** (interior height 22 cm), deeply lowered storage cellar (usable height 46 cm), easy to load via large, adjustable living area floor hatch
- + Entire double floor heated with **Climate storage function**.



◀ **Multi-piece storage box set** with maximum storage space utilisation in double floor (made to measure in accordance with floor plan)



▲ **Large, additional double floor storage** compartment with separate exterior hatch



▲ **Easy loading of double floor storage** room at the passenger side thanks to wide, large external hatches



▲ **Large floor hatch in entryway:** can be easily loaded from outside when front door is open.



▲ **Easy removal of contents** via swing-up side seat bench

Exterior loading



Interior unloading



On-board technology

Electrical technology, water supply,
warm air storage heating technology



+ Warm air storage

heating system,
Truma Combi 6
Optional: ALDE warm water
central heating
(standard in chic c-line XL)



+ Climate storage double floor

 with
underfloor heating effect

+ Capacity

170 l fresh water tank
140 l waste water tank
2 x 80 Ah gel battery



▼ **Targeted heating of driver's cabin area**
Targeted heating of the living area in the driver's
cabin area with heated dashboard front and
additional warm air outlets or convectors.



▲ **Heating technology** Truma Combi 6 with numerous warm
air outlets in the entire climate storage double floor, in
the living area in the rear garage, in the driver's cabin and
in the cold-sensitive door entrances.

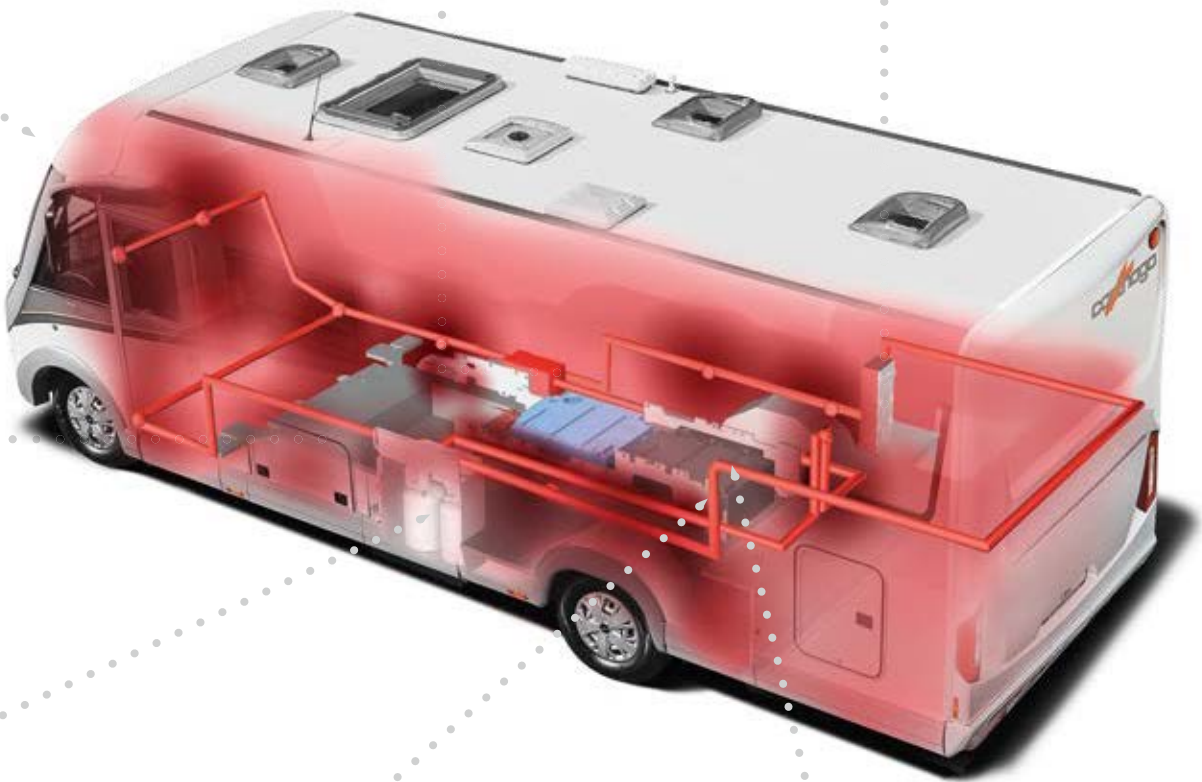


▲ **"Easy change" gas bottle compartment**
Extra-low gas bottle compartment for easy bottle
replacement, both bottles individually accessible.


▼ **Heated battery centre heated** with main battery switch . Standard: Gel batteries 2 x 80 Ah, positioned for easy access



▼ **Easily accessible electric centre** in the rear garage



chic c-line



▲ **Water tanks** accommodated in heated double floor to protect from frost



▲ **Water supply**
Central water drain in climate storage double floor – can also be operated from the outside through the main cabin door.

Standard features

“Coming Home” function



▲ The remote control in the main key activates the central locking and the exterior lights simultaneously

“Best view” bus mirror



▲ With large main and wide-angle mirror

Aguti driver’s cabin pilot seats



▲ With outstanding seating comfort, two armrests, multiple adjustment

Garage access from both sides



▲ Easy access via 2 large doors at driver and passenger side

Doors with double locking function



▲ With safety double locking, door limiter, door window and insect screen roller blind

Professional gourmet hob



▲ With 3 burners, cleaning-friendly glass surface, robust cast iron grate and divided glass cover

180° luxury living area table



▲ Can be retracted and rotated 180° via foot pedal, allowing optimum integration of all seats

Sleeping system Carawinx



▲ Medically recommended, point-elastic "Carawinx" sleeping system and 7 zone quality cold foam mattress

Slide-out storage cabinet



▲ Practical storage compartment with easy access at hand height and eye level

Coffee machine lift



▲ Can be lowered from kitchen overhead storage cabinet (lift as standard, coffee machine or capsule coffee maker optional)

Shoe cabinet



▲ Practical shoe cupboard in seating group in entrance area with shoe receiving system, linea moderna bicolour Word of Style

Ambient lighting



▲ With individual, single level dimming function (mood lighting)



+ Weight class

- + Comfort-conscious floor plans up to 4.8 t total permissible weight



+ Chassis

- + Fiat Ducato with AL-KO low frame 40 heavy, Wide wheel base rear axle 198 cm
- + Standard safety package: Airbag, ESP, ABS, hill holder, traction control
- + Carthago driver's cabin visibility concept



+ Living comfort

- + "Yachtline" furniture in exclusive yacht style, 2 level room concept with extra-large living area height of 211 cm, Monaco bicolour or Riva World of Style
- + Large round seating group in the front with round table and wide side seat bench
- + Convenient corner kitchen with 6 large drawers, further middle drawer, coffee machine lift, slide-out storage cabinet
- + Convenient bathroom variants with separable changing room and solid wooden sliding doors



+ Storage space

- + Double floor basement with massive, heated storage compartment, usable height up to 70 cm
- + Access from the outside via several large hatches. Convenient interior access via the L-shaped lounge seating group seat bench cover and via the swing-up side seat bench and the large living area floor hatch
- + Large, central through-loading space (interior height 22 cm) with extra-low basement storage compartment (usable height 46 cm), easy to load via the entrance door thanks to the large, living area floor hatch
- + Scooter garage interior height up to 132 cm, load capacity up to 450 kg



+ The best self-sufficiency values in its class

- + 235 l fresh water, 145/185 l waste water
- + 2 x 80 Ah gel battery (can be extended to 3 x 80 Ah)



+ Air conditioning/heating

- + ALDE warm water central heating
- + Climate storage double floor with underfloor heating effect
- + Carthago driver's cabin thermal concept



chic e-line/s-plus

chic e-line

The jewel in the crown of the Carthago liner class:

more comfort, more self-sufficiency, more independence
(Fiat Ducato-AL-KO 2-axle 4.8 t)

Travel in the Carthago Liner class! The chic e-line impresses from the outside thanks to its exclusive front appearance with the typical Carthago v-face design! However, it is also unique in the interior: It is the self-sufficiency champion, since its electricity, water and storage space capacities are unique in this class. With its outstanding year-round characteristics and

its air conditioning / heating technology, it appeals to all those in search of independence. With regard to living comfort, it sets standards with an enormous 211 cm standing height in the living area, and the extremely cosy front round seating group for up to six people. The huge double floor basement is very easy to load via the large exterior hatches.

TEST RESULTS

“A great deal of storage space - even in the well used double floor - and practical detailed solutions speak for the experience of the manufacturer in the upper price class. The comprehensive range of equipment is particularly first class, from the driver's door and the warm water heater to the large water tanks and the energy supplies.

There is no deficiency in storage compartment capacity.”

Promobil 9/2015, comparison



+ Weight class

- + Extra comfort conscious floor plans with up to 5.4 t total permissible weight



+ Chassis

- + Fiat Ducato with AL-KO low frame 40 heavy with double axle, wide wheel base rear axle 198 cm
- + Standard safety package: Airbag, ESP, ABS, hill holder, Traction Control,
- + Carthago driver's cabin visibility concept



+ Living comfort

- + "Yachtline" furniture in exclusive yacht style, 2 level room concept with extra-large living area height of 211 cm, Monaco bicolour or Riva World of Style
- + Large round seating group in the front with round table and wide side seat bench or in XL model: XL lounge seating group with round table, with long extending seat / sleeping sofa
- + Luxury corner kitchen, 6 large drawers, additional middle drawer, coffee machine lift, slide-out storage cabinet
- + Comfort luxury bathroom with separable changing room or in XL model: XL bathroom with separate toilet room, open washing area and large round shower, room partitioning from the sleeping and living areas via two solid wooden sliding doors



+ Storage space

- + Double floor basement with massive, heated storage compartment, usable height up to 70 cm
- + Access from the outside via several large hatches. Convenient interior access via the L-shaped lounge seating group seat bench cover and via the swing-up side seat bench and the large living area floor hatch
- + Large, central through-loading space (interior height 22 cm) with extra-low basement storage compartment (usable height 46 cm), easy to load via the entrance door thanks to the large, adjustable living area floor hatch
- + Scooter garage: Interior height up to 132 cm, load capacity up to 450 kg



+ The best self-sufficiency values in its class

- + 235 l fresh water, 185 l waste water
- + 2 x 80 Ah gel batteries (can be increased to 3 x 80 Ah)



+ Air conditioning/heating

- + ALDE warm water central heating
- + Climate storage double floor with underfloor heating effect
- + Carthago driver's cabin thermal concept



chic e-line DA / XL

chic e-line/s-plus

The jewel in the crown of the Carthago liner class:

more comfort, more self-sufficiency, more independence
(Fiat Ducato-AL-KO 3-axle 5.4 t)

The chic e-line DA/XL models give you even more comfort and self-sufficiency! In these variants you benefit from even more payload reserves with a permissible gross weight of up to 5.4 tonnes. Externally recognisable from the AL-KO double axle chassis, you travel as securely as being on rails, and you can utilise the capacities of the large scooter

garage and the many storage compartments without worries. This allows you to enjoy even more freedom and independence.

The XL versions are characterised by even more living comfort, which is shown by the extremely large XL lounge seating group with pull-out seat/sleeping sofa and the huge XL bathroom.

TEST RESULTS

“The furnishings have it right away: Real wood as far as the eye can see. And every seat is upholstered in fine leather, including the seats in the driver’s cabin, of course. Amazing: The drawers have electronic central locking ... Endless amount of space, you could fit half a household in the double floor alone. The view towards the front is amazing thanks to the massive windscreen, and the large bus mirrors and the clear image of the rear camera help when manoeuvring.”

AutoBild Reisemobil, 07/2017, individual test of chic e-line I 51 XL QB Suite



+ Weight class

- + Comfort-conscious floor plans with up to 6.7 t total permissible weight



+ Chassis

- + Iveco Daily 50C/65C, high-traction rear wheel drive with dual wheels
- + Large payload reserves, high towing loads of up to 3.5 t
- + Optional 8G automatic transmission with torque converter



+ Living comfort

- + "Yachtline" furniture in exclusive yacht style, 2 level room concept with extra-large living area height of 211 cm, Monaco bicolour or Riva World of Style
- + large round seating group in the front with round table and wide side seat bench or in XL model: XL lounge seating group with round table, long extending seat / sleeping sofa
- + Convenient corner kitchen with 6 large drawers, further middle drawer, coffee machine lift, slide-out storage cabinet
- + Comfort luxury bathroom with separable changing room or in XL model: XL bathroom with separate toilet room, open washing area and large round shower, room partitioning from the sleeping and living areas via two solid wooden sliding doors



+ Storage space

- + Double floor basement with massive, heated storage compartment, usable height up to 78 cm
- + Access from the outside via several large hatches. Convenient interior access via the L-shaped lounge seating group seat bench cover, and swing-up seat / sleeping sofa
- + Large, central through-loading space (interior height 20 cm) with basement storage compartment (usable height 20 cm), easy to load via large, adjustable living area floor hatch
- + Scooter garage: Interior height up to 135 cm, load capacity up to 450 kg



+ The best self-sufficiency values in its class

- + 235 l fresh water, 200 l waste water, optional: fixed tank for faeces instead of cassette
- + 2 x 80 AH gel batteries (can be extended to 3 x 80 AH)



+ Air conditioning/heating

- + ALDE warm water central heating
- + Climate storage double floor with underfloor heating effect
- + Carthago driver's cabin thermal concept



chic e-line/s-plus

chic s-plus / XL

The jewel in the crown of the Carthago liner class:

more comfort, more self-sufficiency, more independence
(Iveco Daily 50C / 65C up to 6.7 t)

Travel in the Carthago Liner class! The chic e-line impresses from the outside thanks to its exclusive front appearance with the typical Carthago v-face design! However, it is also unique in the interior: It is the self-sufficiency champion, since its electricity, water and storage space capacities are unique in this class. With its outstanding year-round characteristics and its air condition-

ing / heating technology, it appeals to all those in search of independence. With regard to living comfort, it sets standards with an enormous 211 cm standing height in the living area, and the extremely cosy front round seating group for up to six people. The huge double floor basement is very easy to load via the large exterior hatches.

chic e-line/s-plus

Living space highlights

- + 2 level room concept with extra-large 211 cm living area standing height
- + "Riva bicolour" World of Style: furniture surfaces with bicolour look consisting of summer chestnut and high-gloss cream front panels
- + Optional "Monaco" World of Style: furniture surfaces in summer chestnut
- + Large round seating group in the front, adjustable luxury round table with exclusive, real wood rounded profile
- + Large fold-down bed above driver's cabin, sleeping area 160 x 195 cm
- + Optional: Sky Dream Comfort with 2 large panorama roof windows, suspended interior liner, overhead storage cabinets running all around the driver's cabin



Large round seating group in the front

- + With round table and wide side seat bench, optional 5th belted seat
- + Optional: "Quick up" TV pull-out system, with electric operation behind the side seat bench backrest, connection pre-wiring for a 32" flat screen

▲ Models I 49 DB, I 50 LE, I 51 LE, I 51 QB, I 51 QB Suite, I 52 QB Suite



▲ TFT pull-out system 32" behind the backrest of the side bench



XL lounge seating group

- + With round table, long side sofa including pull-out seat / sleeping area and storage compartment access
- + Optional: "Quick up" TV pull-out system, with electric operation behind the side seat bench backrest, connection pre-wiring for a 40" flat screen
- + Optional: Pull-out living room table

▲ Model I 58 QB XL Suite, I 61 LE XL, I 64 QB XL



▲ TFT pull-out system 40" behind the backrest of the side bench



▲ Round seating group in front with wide side seat bench and round table (except XL models)



▲ Long side sofa including pull-out seat / sleeping area and storage compartment access (XL models), Monaco World of Style, Macchiato part leather World of Living



▲ chic e-line 50, "Riva bicolour" World of Style, Macchiato part leather World of Living




▲ chic e-line 61 XL LE in Riva bicolour World of Style, Macchiato leather performance World of Living

chic e-line/s-plus

Kitchen Highlights

- + Corner kitchens with outstanding comfort
- + Kitchen area with 6 large drawers and integrated waste bin
- + "Professional Gourmet" 3 ring hob with split glass cover for additional surface space, robust cast iron grate and easy-clean glass surface
- + Coffee machine lift integrated in overhead storage cabinet
- + Large slide-out storage cabinet with additional storage compartment
- + 160 l fridge incl. 30 l freezer compartment at hand height
- + Sink cover as additional work surface/cutting board
- + Designer mixer tap in metal with spray head
- + Kitchen drawers with central locking, electronically operated




▲ Model I 51 LE, I 58 XL QB Suite

Corner kitchen

- + Large work surface
- + Room high slide-out storage cabinet
- + Bar compartment with decorative glass door and interior lighting
- + Designer mixer tap in metal with spray head




▲ Coffee machine lift, can be lowered from overhead storage cabinet



▲ Models I 49 DB, I 50 LE, I 51 QB, I 51 QB Suite, I 61 XL LE, I 64 XL QB

Luxury corner kitchen

- + Elegant curved work surface extended at side to round bathroom wall
- + Slide-out storage cabinet integrated in round washroom wall
- + Bar compartment with decorative glass door and interior lighting
- + Additional cabinet for bottles



▲ Practical wall holder for sink cover for use as additional work surface/cutting board



▲ Slide-out storage cabinet integrated in round bathroom wall (except I 51 LE, I 58 XL QB Suite)



▲ Room high slide-out storage cabinet (I 51 LE, I 58 XL QB Suite)



▲ **Corner kitchen with professional gourmet hob** (I 51 LE, I 58 XL QB Suite), Monaco World of Style



▲ **Convenient corner kitchen** with curved work surface extended at side (except models I 51 LE, I 58 XL QB Suite), Riva bicolour World of Style

Bathroom and changing room highlights

- + Large changing room, can be separated from the living and sleeping areas
- + Room high wardrobe (except I 51 QB)
- + Large mirror cabinet with shelving
- + Spacious cabinet with a great deal of storage space and many shelves
- + Solid bathroom door with interior hinges, metal handle and door lock




▲ Model 51 LE

Luxury bathroom

- + Separate shower
- + Single level bathroom floor
- + Shower/bathroom floor with real wood teak inlays, removable for showering
- + Changing room/room partitioning via bathroom door/bedroom sliding door
- + Room-high wardrobe



▲ Separate shower in comfort bathroom



▲ Models I 49 DB, I 50 LE, I 51 QB, I 52 QB

Comfort luxury bathroom with changing room

- + Large washroom with washbasin and toilet
- + Rain shower with integrated Mini-Heki incl. roller blind, standing height beneath rain shower 198 cm
- + Spa rain shower with shower room design with dark granite look and shower walls in sandstone decor
- + Waterproof shower insert in living area floor design
- + Double function door: simultaneous partitioning of living area aisle/washroom and toilet




▲ Luxurious rain shower

©
Pull-out room divider and TV wall, registered for patent




▲ **Registered for patent approval:** in models I 51 QB and I 52 QB, a 3-piece pull-out room divider and television wall provides variable partitioning of the changing room from the sleeping area. The double function door provides privacy from the front when using the washroom/toilet room.




◀ **Large washroom/toilet room**
(I 49 DB, I 50 LE, I 51 QB, I 52 QB)



▲ **Comfort bathroom with separable shower** (I 51 LE)



1



2


▲ **Luxury bathroom with 3-piece, extendable room divider and television wall and washroom/toilet room double function door** (I 51 QB, I 52 QB)

▲ **Spa rain shower** with shower room design with dark granite look and shower walls in sandstone decor (except I 51 LE)

Bathroom and changing room XL and Suite Model Highlights

- + Comfortable changing room can be separated from bedroom and living room via solid sliding door/wash-room door
- + Extremely spacious shower

- + Room-high wardrobe (except I 51 QB Suite)
- + Spacious mirror cabinet and wash stand base unit



▲ Model I 51 QB Suite,
I 52 QB Suite,
I 58 XL QB Suite

Comfort luxury bathroom with changing room

- + Large washroom and spacious shower opposite
- + Folding door for separating bathroom / changing room area in direction of living room
- + Fixed partition wall with sliding door for separation of sleeping area
- + Completely separable sleeping area with integrated TFT (optional) in sleeping area partition wall



▲ Luxury bathroom from above (Suite models, I 58 XL QB Suite illustrated)




▲ Models I 61 XL LE,
I 64 XL QB

XL bathroom

- + XL bathroom with separate toilet room, open washing area and large round shower
- + Room partitioning from the sleeping area and the living area via two solid wooden sliding doors
- + Round shower with waterproof shower insert in living area floor design (easy to remove for cleaning), Mini Heki skylight incl. roller blind
- + Shower room design in dark granite look (shower tray and corner pillar) with coat hook
- + Additional warm water underfloor heating: additional heating coils in bathroom double floor area
- + Separate toilet room with towel warmer, footwell extension, side window
- + Mini Heki skylight in toilet room



▲ Spacious shower



▲ Separate toilet room with practical towel warmer and side window (I 61 XL LE, I 64 XL QB)



▲ Especially comfortable for taller passengers: the footwell extension in the toilet room (I 61 XL LE, I 64 XL QB)



◀ Spacious washroom, toilet room and shower room in Suite models, can be partitioned off from living area and sleeping area as a changing room Wash-, Toilet- and Showerroom in Suite models, can be partitioned off from living area and sleeping area as a changing room

▼ Open washing area and large round shower in XL bathroom (I 61 XL LE, I 64 XL QB)



▲ XL-Bathroom with room-high wardrobe (I 61 XL LE, I 64 XL QB)

Sleeping area highlights

- + Largest sleeping areas in the class, lengthways single beds and queen-size bed in 200 cm king-size format
- + “Carawinx” sleeping system – medically recommended, point-elastic under springing system
- + High quality 7-zone quality cold foam mattress with breathable climate quilting
- + Room-high wardrobe
- + Lengthways single bed models: TFT cabinet integrated in overhead storage cabinet
- + Bedroom separated via solid wooden sliding door (except I 49 DB)



Rear transverse bed

- + Large sleeping area
- + Room-high wardrobe
- + Additional wardrobe beneath the bed

▲ Model I 49 DB



▲ Large wardrobe beneath the bed provides a great deal of space



Lengthways single beds

- + Long lengthways single beds with adjustable head section, pull-out access steps (I 51 LE extra low access without step)
- + Wardrobes beneath the lengthways single beds, easily accessible from front and above using the lift function – considerable interior height due to lowering into double floor
- + Standard TV cabinet in lengthways single bed models, optional extra-long TFT pull-out system

▲ Models I 50 LE, I 51 LE, I 61 XL LE



▲ Easy access to wardrobes from front and above thanks to lift function



Queen-size bed in 200 cm king-size format with adjustable head section

- + Two wardrobes at side of queen-size bed
- + Two drawers at front of queen-size bed
- + Unique: pull-out room divider and television wall for partitioning off the bathroom area with TFT holder, television enjoyment in two positions

Pull-out room divider and TV wall, registered for patent

▲ Models I 51 QB, I 52 QB, I 64 XL QB



▲ Two drawers at front of queen-size bed



Suite sleeping area

- + Sleeping area separated by a fixed wall element with two sliding doors at the side, with integrated TFT cabinet at sleeping area side
- + Large queen-size bed with adjustable head section
- + Two wardrobes at side of queen-size bed
- + Folding door for separating bathroom / changing room area from living area

▲ Models I 51 QB Suite, I 52 QB Suite, 58 XL QB Suite



▲ Two wardrobes at side of queen-size bed

◀ Suite models with large queen-size bed, fixed sleeping area partition wall with integrated TFT cabinet (I 51 QB Suite, I 52 QB Suite, I 58 QB XL Suite)



Kingsize
200 x 145 cm



210 x 147/135 cm

▲ Large transverse rear bed (I 49 DB)



Kingsize
200 x 145 cm

▲ Large queen-size bed in king-size format (I 51 QB, I 52 QB, I 64 XL QB)

Large lengthways single beds ▶ with pull-out access steps (I 50 LE, I 61 XL LE)



360° EN5030



◀ Standard TV cabinet with lengthways single bed models, optional: extra-long TFT pull-out system as far as centre aisle (not I 61 XL LE)

chic e-line/s-plus Model series overview

chic e-line I 49 DB

Number of seats with three-point safety belt: 4/5*

Number of sleeping places: 4/5*

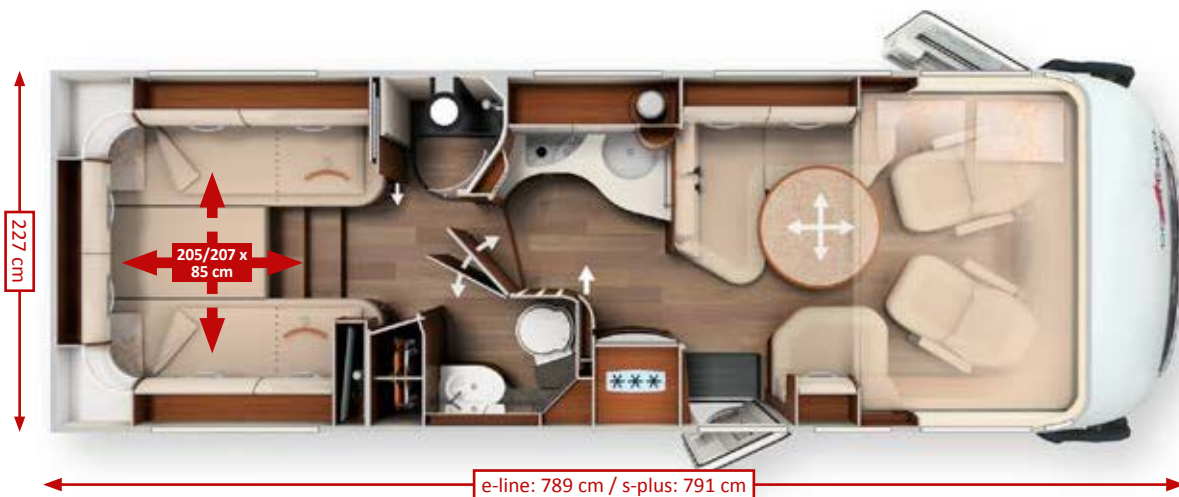


chic e-line I 50 LE / I 50 LE DA

Number of seats with three-point safety belt: 4/5*

Number of sleeping places: 4/5*

chic s-plus I 50 LE



chic e-line I 51 LE / I 51 LE DA

Number of seats with three-point safety belt: 4/5*

Number of sleeping places: 4/5*



*with options


MODEL HIGHLIGHTS

- + Large round seating group in the front with round table, wide side seat bench, optional 5th belted seat
- + Large corner kitchen with curved worktop
- + Slide-out storage cabinet in round washroom wall opposite
- + Comfortable luxury bathroom with changing room, can be partitioned off from living area via washroom door and from sleeping area via solid wooden sliding doors
- + Room high wardrobe integrated in the changing room
- + Large transverse rear bed
- + Additional wardrobe beneath rear bed

Chassis: Fiat Ducato AL-KO low frame 40 heavy

Ready to drive weight from: 3,500 kg

Additional loads up to: 1,255 kg



MODEL HIGHLIGHTS

- + Large round seating group in the front with round table, wide side seat bench, optional 5th belted seat
- + Large corner kitchen with curved worktop
- + Slide-out storage cabinet in round bathroom wall opposite
- + Comfortable luxury bathroom with changing room, can be partitioned off from living area via washroom door and from sleeping area via sliding door
- + Double function door for simultaneous living area and washroom partitioning
- + Room high wardrobe integrated in the changing room
- + Large lengthways single beds with pull-out access steps
- + Wardrobe beneath beds, large interior height due to recess in double floor
- + TV cabinet in bedroom, optionally with extra long 24" TFT pull-out system

Chassis: Fiat Ducato AL-KO low frame 40 heavy / 40 heavy DA / Iveco Daily 50 C

Ready to drive weight from: 3,605 kg / 3,815 kg / 4,005 kg

Additional loads up to: 1,150 kg / 1,585 kg / 2,405 kg



chic e-line/s-plus

MODEL HIGHLIGHTS

- + Large round seating group in the front with round table, wide side seat bench, optional 5th belted seat
- + Corner kitchen with large work surface
- + Room-high slide-out storage cabinet
- + Comfort bathroom with separate shower, changing room can be partitioned off from living area via washroom door and from sleeping area via sliding door
- + Room-high, spacious wardrobe with doors integrated in the changing room
- + Large lengthways single beds with extra low access
- + TV cabinet in bedroom, optionally with extra long 24" TFT pull-out system

Chassis: Fiat Ducato AL-KO low frame 40 heavy / 40 heavy DA

Ready to drive weight from: 3,605 kg / 3,795 kg

Additional loads up to:: 1,150 kg / 1,605 kg



*with options

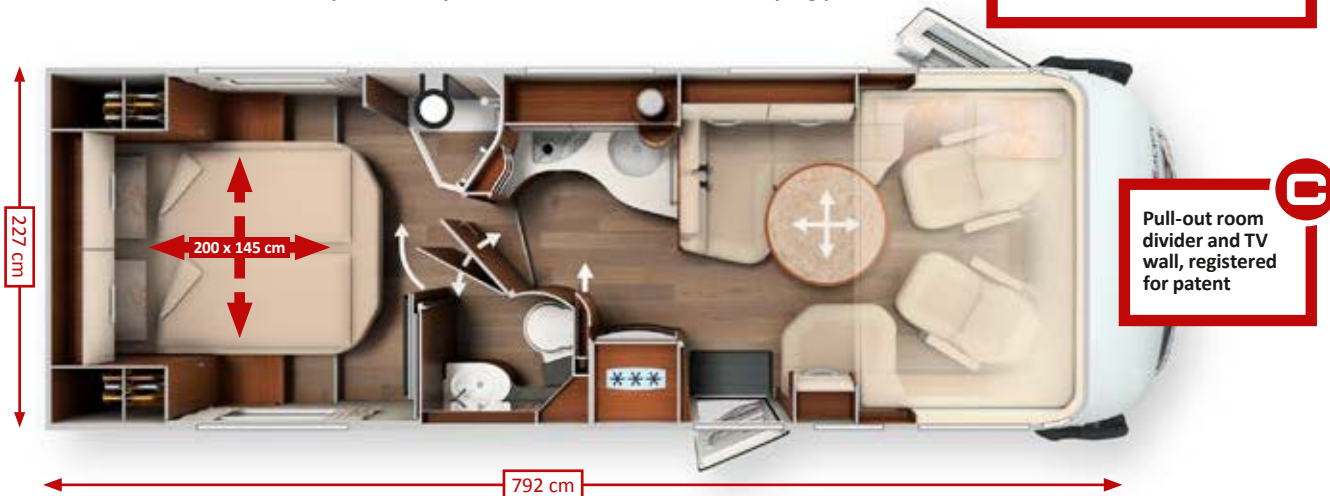
chic e-line/s-plus Model series overview

chic e-line I 51 QB / I 51 QB DA

Number of seats with three-point safety belt: 4/5*

Number of sleeping places: 4/ 5*

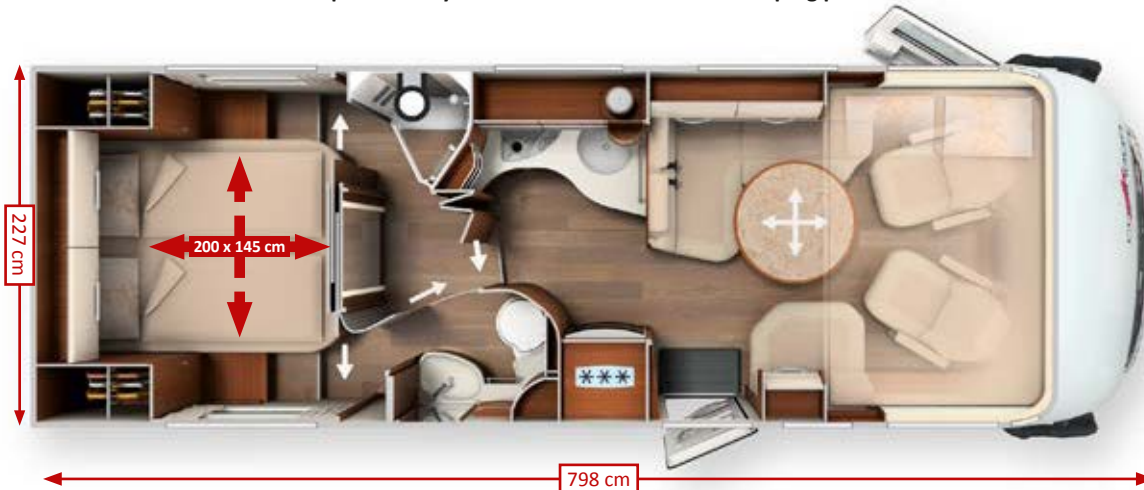
Optional height adjustable **Pedelec garage***: Registered for patent - leading by means of innovation



chic e-line 51 QB Suite / I 51 QB Suite DA

Number of seats with three-point safety belt: 4/5*

Number of sleeping places: 4/ 5*



chic s-plus I 52 QB

Number of seats with three-point safety belt: 4/5*

Number of sleeping places: 4/ 5*

Pull-out room divider and TV wall, registered for patent



*with options

MODEL HIGHLIGHTS

- † Large round seating group in the front with round table, wide side seat bench, optional 5th belted seat
- † Large corner kitchen with curved worktop
- † Slide-out storage cabinet in round bathroom wall opposite
- † Comfortable luxury bathroom with changing room, can be partitioned off from living area via washroom door and from sleeping area via a pull-out room divider and TV wall
- † Double function door for simultaneous living area and washroom separation
- † Pull-out room divider and television wall from bedroom
- † Extra large queen-size bed in 200 cm king-size format
- † Two wardrobes at side of queen-size bed
- † Two large drawers at front of queen-size bed

Chassis:	Fiat Ducato AL-KO low frame 40 heavy / 40 heavy DA
Ready to drive weight from:	3,615 kg / 3,805 kg
Additional loads up to:	1,140 kg / 1,595 kg



MODEL HIGHLIGHTS

- † Large round seating group in the front with round table, wide side seat bench, optional 5th belted seat
- † Large comfortable corner kitchen with curved worktop
- † Slide-out storage cabinet in round bathroom wall opposite
- † Comfortable bathroom with changing room can be separated from living area via folding door and from bedroom via fixed bedroom dividing wall with integrated TFT cabinet and a full length mirror on bathroom side
- † Extra large queen-size bed in 200 cm king-size format
- † Two wardrobes at side of queen-size bed
- † Two large drawers at side of queen-size bed

Chassis:	Fiat Ducato AL-KO low frame 40 heavy / 40 heavy DA
Ready to drive weight from:	3,630 kg / 3,860 kg
Additional loads up to:	1,125 kg / 1,540 kg



chic e-line/s-plus

MODEL HIGHLIGHTS

- † Large round seating group in the front with round table, wide side seat bench, optional 5th belted seat
- † Large comfortable corner kitchen with curved worktop
- † Slide-out storage cabinet in round bathroom wall opposite
- † Comfortable luxury bathroom with changing room, can be partitioned off from living area via washroom door and from sleeping area via a pull-put room divider and television wall
- † Double function door for simultaneous living area and washroom separation
- † Room high wardrobe integrated in the changing room
- † Extra large queen-size bed in 200 cm king-size format
- † Two wardrobes at side of queen-size bed
- † Two large drawers at front of bed

Chassis:	Iveco Daily 50 C
Ready to drive weight from:	4,025 kg
Additional loads up to:	2,385 kg



*with options

chic e-line/s-plus Model series overview

chic s-plus I 52 QB Suite

Number of seats with three-point safety belt: 4/5*

Number of sleeping places: 4/5*

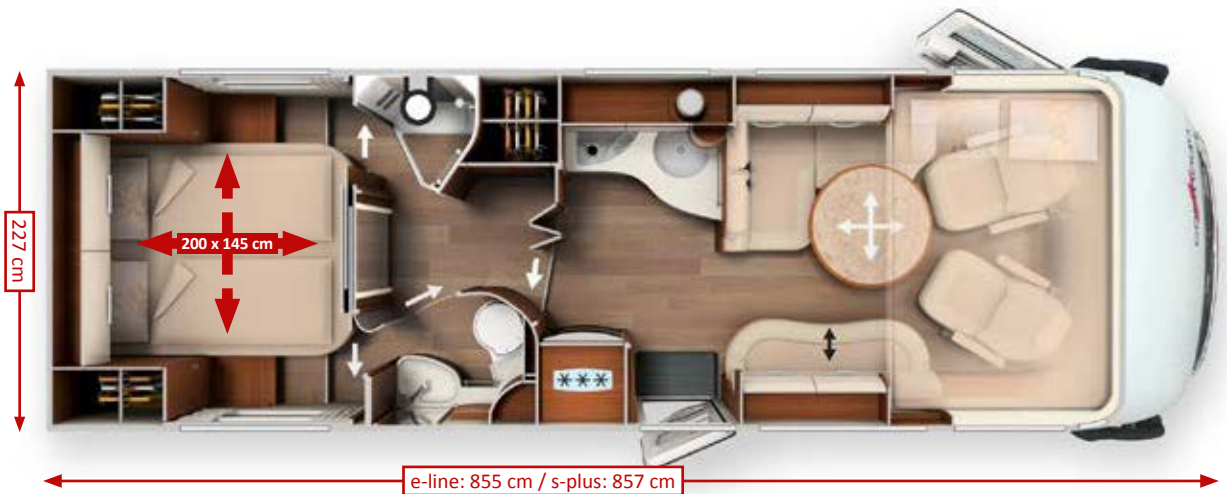


chic e-line I 58 XL QB Suite

Number of seats with three-point safety belt: 4/5*

chic s-plus I 58 XL QB Suite

Number of sleeping places: 4/5*

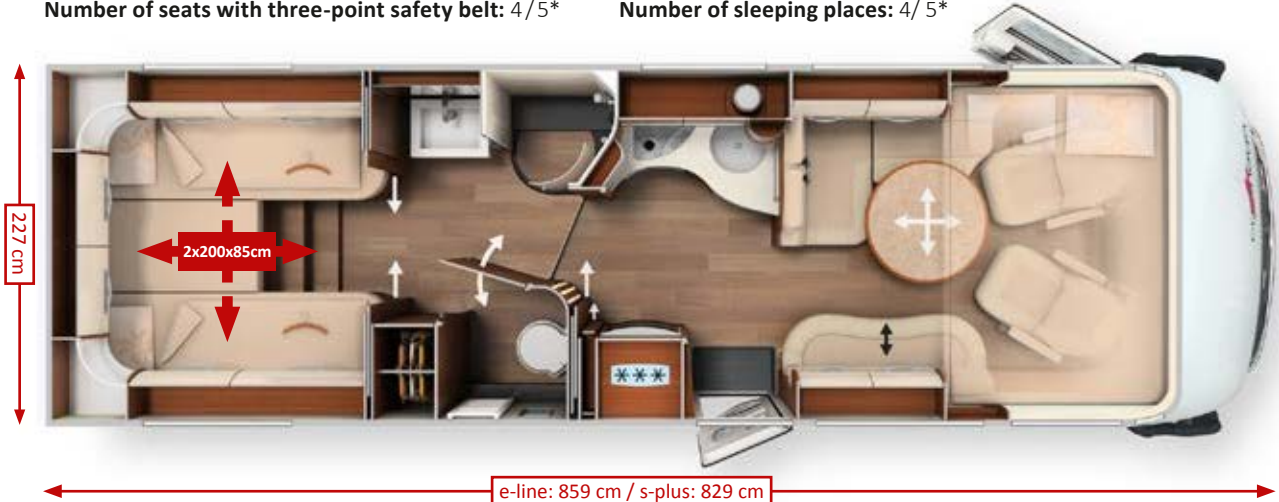


chic e-line I 61 XL LE

Number of seats with three-point safety belt: 4/5*

chic s-plus I 61 XL LE

Number of sleeping places: 4/5*



*with options

MODEL HIGHLIGHTS

- + Large round seating group in the front with round table, wide side seat bench, optional 5th belted seat
- + Large comfortable corner kitchen with curved worktop
- + Slide-out storage cabinet in round bathroom wall opposite
- + Comfortable bathroom with changing room can be separated from living area via folding door and from bedroom via fixed bedroom dividing wall with integrated TFT cabinet and a full length mirror on bathroom side
- + Room high wardrobe integrated in the changing room
- + Extra large queen-size bed in 200 cm king-size format
- + Two wardrobes at side of queen-size bed
- + Two large drawers at side of queen-size bed

Chassis: Iveco Daily 65 C

Ready to drive weight from: 4,365 kg

Additional loads up to: 2,045 kg



MODEL HIGHLIGHTS

- + Large XL lounge seating group with long, pull-out seat / sleeping sofa
- + Optional 40" TFT pull-out system behind seat/sleeping sofa backrest
- + Large comfortable corner kitchen with curved worktop
- + Slide-out storage cabinet in round bathroom wall opposite
- + Comfortable luxury bathroom with changing room, can be partitioned off from living area via folding door and from sleeping area via a fixed bedroom partition wall with integrated TFT cabinet with full length mirror at bathroom side
- + Room high wardrobe integrated in the changing room
- + Extra large queen-size bed in 200 cm king-size format
- + Two wardrobes at side of queen-size bed
- + Two large drawers at side of queen-size bed

Chassis: Fiat Ducato AL-KO low frame 40 heavy DA / Iveco Daily 65 C

Ready to drive weight from: 4,035 kg / 4,515 kg

Additional loads up to: 1,365 kg / 1,895 kg



chic e-line/s-plus


MODEL HIGHLIGHTS

- + Large XL lounge seating group with long, pull-out seat / sleeping sofa
- + Optional 40" TFT pull-out system behind seat/sleeping sofa backrest
- + Large comfortable corner kitchen with curved worktop
- + Slide-out storage cabinet in round bathroom wall opposite
- + XL bathroom, separate toilet room, open washing area, large round shower, room-high wardrobe. Room partitioning for living area/sleeping area via two solid wooden sliding doors
- + Toilet room with side window, towel warmer and footwell extension
- + Large lengthways single beds with pull-out access steps
- + Additional wardrobes beneath the lengthways single beds, with large interior height due to recess in the double floor
- + TV cabinet in bedroom, optionally with extra long 24" TFT pull-out system

Chassis: Fiat Ducato AL-KO low frame 40 heavy DA / Iveco Daily 65 C

Ready to drive weight from: 4,005 kg / 4,455 kg

Additional loads up to: 1,395 kg / 2,245 kg



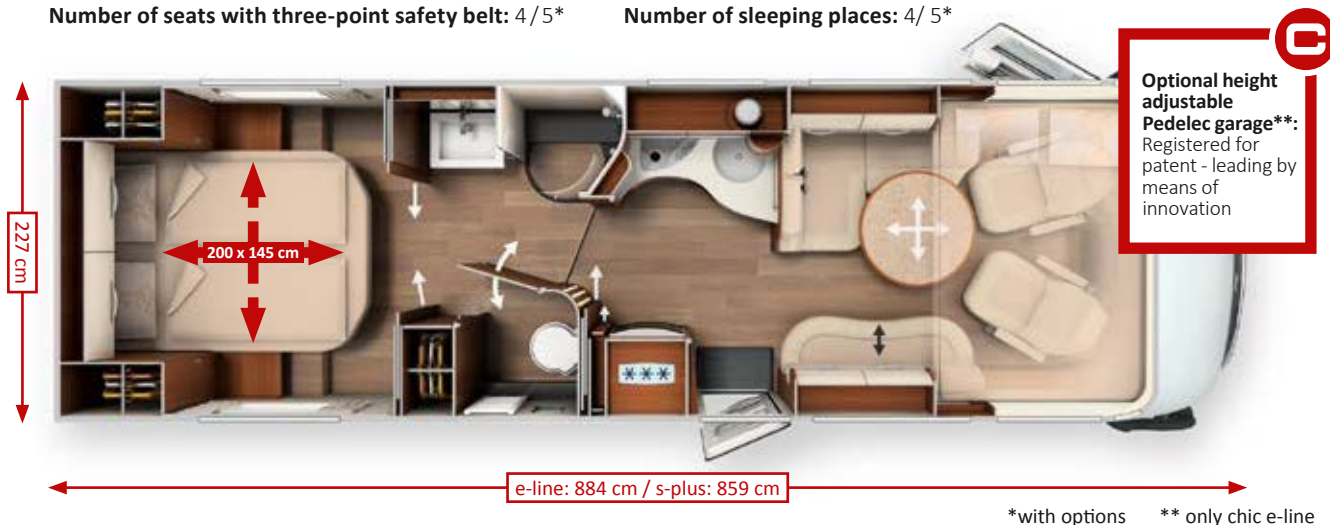
chic e-line/s-plus Model series overview

chic e-line I 64 XL QB

Number of seats with three-point safety belt: 4/5*

chic s-plus I 64 XL QB

Number of sleeping places: 4/5*



▲ For space lovers: the chic e-line I 61 XL LE in Riva bicolour World of Style, Macchiato leather performance World of Living

MODEL HIGHLIGHTS

- ✦ Large XL lounge seating group with long, pull-out seat / sleeping sofa
- ✦ Optional 40" TFT pull-out system behind seat/sleeping sofa backrest
- ✦ Large comfortable corner kitchen with curved worktop
- ✦ Slide-out storage cabinet in round bathroom wall opposite
- ✦ XL bathroom, separate toilet room, open washing area, large round shower, room-high wardrobe. Room partitioning for living area/sleeping area via two solid wooden sliding doors
- ✦ Integrated toilet room with side window, towel warmer and footwell extension
- ✦ Extra large queen-size bed in 200 cm king-size format
- ✦ Two wardrobes at side of queen-size bed
- ✦ Two large drawers at front of bed

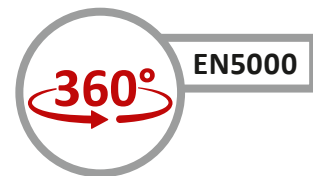
Chassis:	Fiat Ducato AL-KO low frame 40 heavy DA / Iveco Daily 65 C
Ready to drive weight from:	4,065 kg / 4,505 kg
Additional loads up to:	1,335 kg / 2,195 kg



▲ True liner class: the chic s-plus 64 XL QB with Sky Dream Comfort option in Riva bicolour World of Style, Macchiato leather World of Living

chic e-line/s-plus

Exterior



STANDARD chic e-line / White



Cabin white; **Vehicle front** white; **A-column, front, side, rear apron and wheel arches** silver platinum

OPTIONAL Silverline



Cabin silver; **Vehicle front** silver; **A-column** silver platinum, **front, side, rear apron and wheel arches** anthracite

STANDARD chic s-plus / White



Cabin white; **Vehicle front** white; **A-column** silver platinum, **front, side, rear apron and wheel arches** anthracite

OPTIONAL Silverline



Cabin silver; **Vehicle front** silver, **A-column** silver platinum, **front, side, rear apron and wheel arches** anthracite

Interior

STANDARD "Riva bicolour" World of Style

Furniture surfaces with bicolour look consisting of summer chestnut and high gloss ivory front panels



▲ Living room floor PVC flooring in San Marino ship parquet
With optional removable carpet

OPTIONAL "Monaco" World of Style

Furniture surfaces in summer chestnut



▲ Living room floor PVC flooring in San Marino ship parquet
With optional removable carpet

OPTIONAL Sky Dream Comfort



◀ All-round overhead storage cabinets above lounge seating group and driver's cabin. Two large panorama skylights integrated in suspended designer roof liner with indirect ambient lighting; Riva bicolour World of Style

chic e-line/s-plus

Double Floor Basement with massive storage compartment

EASY ENTRY – convenient loading from the outside, easy unloading from the inside



Gas bottle compartment



▲ Scooter garage with high interior thanks to deep lowering, access at both sides via large hatch at driver's side and two large hatches at passenger side

Exterior loading



▲ Convenient loading of double floor storage compartment at passenger side via large exterior hatch

Interior unloading

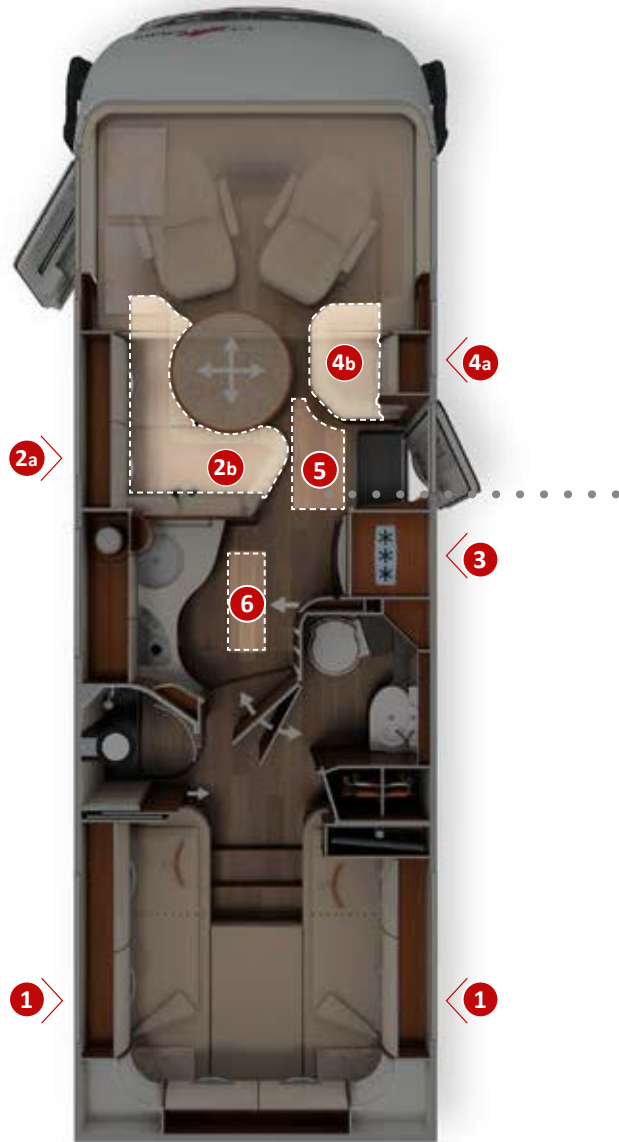


▲ Easy unloading of storage compartment contents from the inside via the swivelling seat bench cover on the L-shaped lounge seating group (driver's side)

Other double floor basement storage compartments



▲ Living area floor hatch with double floor storage box (42 cm usable depth) in heated double floor





- + **Double-floor basement** with massive, heated storage compartment, usable height up to **70 cm** (chic e-line) or up to **78 cm** (chic s-plus)
- + **Outside access** via several large hatches
- + Convenient **interior access** via the seat bench cover of the L-shaped lounge seating group and the swing-out side seat bench, and the large living area floor hatch
- + **Large, central through-loading space** (interior height up to 22 chic e-line/20 cm chic s-plus) with extra-low storage cellar (usable height up to 46 cm (chic e-line/20 cm chic s-plus), convenient for loading via entrance door thanks to large, adjustable living area floor hatch
- + Entire double floor heated with **climate storage function**



◀ **Multi-piece storage box set** with maximum storage space utilisation in double floor (made to measure in accordance with floor plan)



▲ **Large, additional double floor storage** compartment with separate exterior hatch



▲ **Double floor storage compartment** is easy to load at the driver's side via additional large exterior hatches



▲ **Massive living area floor hatch** in entrance area: easy to load from outside with main cabin door open



▲ **Easy unloading of contents** via swing-up side seat bench

Exterior loading






Interior removal



chic e-line/s-plus



On-board technology

Electrical technology, water supply,
hot air storage heating technology

-  **+ ALDE warm water centralheating**
-  **+ Climate storage double floor** with underfloor heating effect
-  **+ Capacity**
200/235 l fresh water tank
145/185/200 l waste water tank
2 x 80 Ah gel batteries
(can be increased to 3 x 80 Ah)
Optional: Fixed-tank toilet

▼ Wall heating effect

Aluminium on the insides of the wall: heat storage and wall heating at the same time with 1000-times better heat distribution than conventional wooden interior walls.



▲ Warm water heating

ALDE warm water central heating with numerous convectors throughout the climate storage double floor, living area, in the rear garage, driver's cabin and in the cold-sensitive door entrances. Heat booster under the driver's seat.

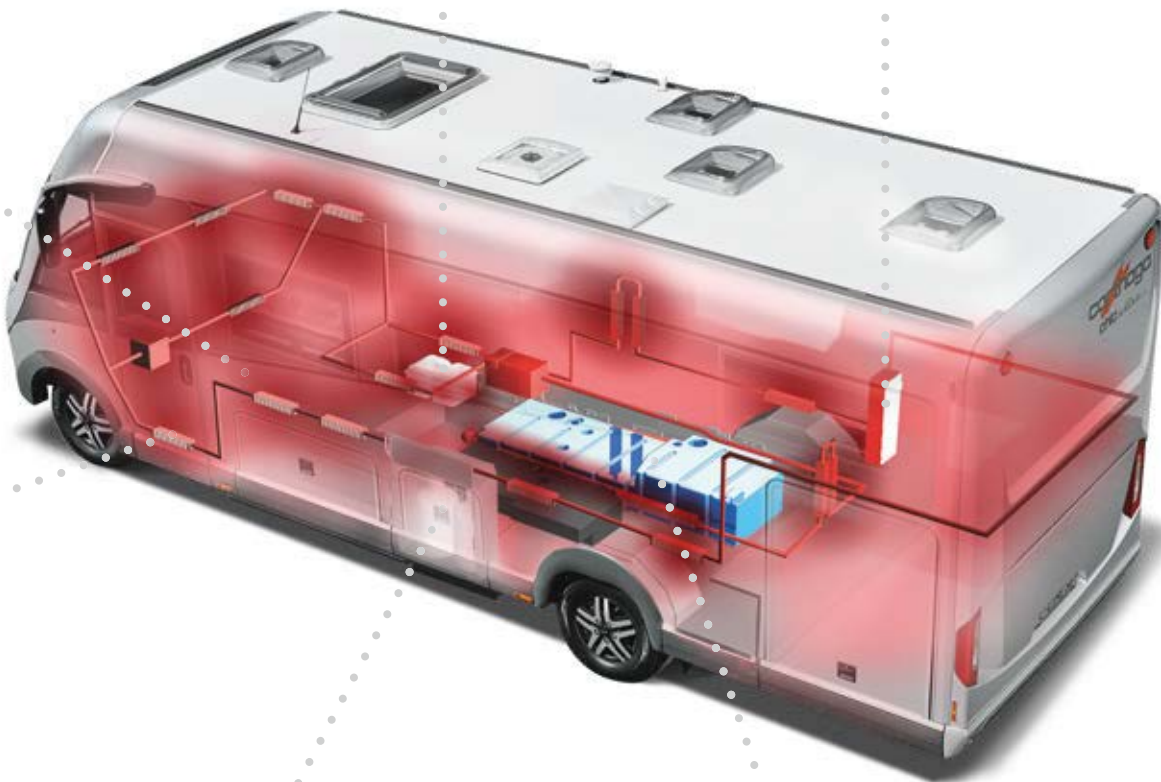
▼ **Battery centre**

Standard: 2 x 80 Ah gel batteries in the heated climate storage double floor and main battery switch (model-dependent: battery centre lowered into climate storage double floor storage compartment at passenger side, I 50 LE, I 51 LE, 51 QB).



▼ **Electrical centre**

In case of service, easy to access electric centre in the rear garage



chic e-line/s-plus



▲ **Gas bottle compartment "easy change"**

Deeply lowered gas bottle compartment, one-handed operation of hatch, comfortable replacement of individually accessible gas bottles.



▲ **Central water drain**

Central water drain in climate storage double floor – can also be operated from the outside through the main cabin door.

chic e-line/s-plus

Standard features

"Coming Home" function



▲ The remote control in the main key activates the central locking and exterior lighting at the same time

Bus mirror "best view"



▲ With large main mirror and wide-angle mirror

Bus windscreen wiper system



▲ Bus windscreen wiper system wiping in the opposite direction with extended wiping area and field of view (chic s-plus)

Ambient lighting



▲ With infinitely variable dimming function (mood lighting)

Security cabin doors



▲ With triple locking mechanism, steel hinges on the inside, door window with insect screen (Super package)

Passengers cabin door



▲ With safety double locking system, electric windows and low door entrance

Slide-out storage cabinet



▲ Practical storage compartment with easy access at standing height, models I 51 LE, I 51 QB Suite ceiling-high slide-out storage cabinet

Coffee machine lift



▲ Can be lowered from kitchen overhead storage compartment (lift as standard, coffee or capsule coffee maker optional)

Professional gourmet hob




▲ With 3 burners, cleaning-friendly glass surface, cast iron grate and divided glass cover

Large round seating group in the front



▲ Perfect integration into the seating group, movable in two directions with convenient operation via foot pedal

Carawinx sleeping system



▲ Medically recommended, point elastic under springing system in folding bed

Shoe cabinet



▲ Practical shoe cabinet in the seating group in the entrance area with shoe holding system



+ Weight class

- + Model 53: Round lounge seating group in the rear with 7.83 m vehicle length, Fiat Ducato AL-KO with up to 4.8 t / Iveco Daily 50C with permissible gross weight of up to 5.8 t
- + as 53 L-Version Fiat Ducato AL-KO double axle with up to 5.4 t / Iveco Daily 65C with up to 6.7 t total permitted gross vehicle weight

+ Chassis Equipment

- + Fiat safety package: Airbag, ESP, ABS, hill holder
- + Iveco safety package: ABS, electric immobiliser, ASR, hill holder
- + Carthago driver's cabin visibility concept



+ Additional living comfort

- + Round lounge seating group in the rear with raised kitchen work surface in the form of a vertical wave for visual room partitioning, unique 4-room concept
- + Optional electrically extendible TV lounge, 40" electrically extendible flat screen
- + Large, curved kitchen with elegant kitchen work surfaces
- + Comfort luxury bathroom with separable changing room, room-high wardrobe
- + Electrically lowerable fold-down bed with lengthways single beds and continuous sleeping area



+ Storage space

- + Double floor basement with massive, heated storage compartment, usable height up to 57 cm
- + Large, central through-loading space (interior height up to 36 cm) with large basement storage compartment (useful height up to 36 cm), conveniently loadable via the large living area floor hatch, extra-deep double floor exterior storage compartment (height 63 cm, width 110 cm)
- + Pedelec scooter garage, interior height up to 114 cm (model 53), wide scooter garage interior height up to 145 cm (model 53 L), load capacity up to 450 kg



+ Self-sufficiency/technology:

- + 225 l fresh water, 180 l waste water
- + 2 x 80 AH gel batteries (can be extended to 3 x 80 AH)



+ Air conditioning/heating

- + ALDE warm water central heating, real warm water underfloor heating in the seating group area
- + Climate storage double floor with underfloor heating effect
- + Carthago driver's cabin thermal concept



Liner-for-two

Round lounge seating group in the rear with electrically extendible TV lounge, raised kitchen work surface in the shape of a vertical wave for visual room partitioning, unique 4-room concept

(Fiat Ducato AL-KO 2-axle/3-axle and Iveco Daily 50C/65C)

The liner-for-two models set standards among motorhomes with the rear seating group: electrically lowerable lengthways single beds above the driver's cabin with spacious, continuous sleeping area, exclusive round lounge seating group in the rear,

and an extra-wide kitchen with raised kitchen work surface and comfort luxury bathroom in between. The liner-for-two is a real space wonder and is full of unique subtleties.

TEST RESULTS

"In the entrance, Carthago connoisseurs will also find the double floor storage compartment with large hatch, which is so typical of the brand. More special features can be found in the living area. The first thing that catches your eye when you enter is the kitchen, which particularly stands out because of its elegantly curved work surface, providing beautiful visual separation from the seating group, but also usefully connecting the two areas at the same time.


The epitome of cosiness is the spacious C-seating group in the rear - just the job for a relaxing evening watching television. The icing on the cake is a 40-inch TV that is raised out of the side backrest by an electric motor. And the electrically adjustable lateral bench at the front makes things even cosier. At the push of a button, the foot end extends into the aisle and the backrest moves across - the comfortable TV couch is ready."

promobil, 02/2018, new presentation of the liner-for-two 53

Liner-for-two

Living space highlights

- + Siena bicolour World of Style: Furniture surfaces with bicolour look of summer chestnut and high gloss ivory front panels
- + Large round lounge seating group in the rear
- + Large living room table with exclusive real wood profile, adjustable in two directions
- + Three large panorama windows in seating group area
- + Large Heki sunroof above lounge round seating group with illuminated canopy
- + Optional electrically extendible TV lounge
- + Optional 40" electrically extendible flat screen
- + Exclusive living area sideboard with USB and 230 V socket, two drawers and large cabinet door
- + Living area wardrobe with mirror element and three coat hooks in the entrance area
- + Additional warm water underfloor heating: additional heating coils in seating group area



▲ Model I 53

Large round lounge seating group

- + Elegant corner shelves



EN6011



▲ 40" flat screen, electrically extendible



▲ Model I 53 L

Large round lounge seating group with rear storage

- + Glass bar cabinet with interior lighting, wine bottle pull-out
- + Two additional storage compartments in the rear storage area above the scooter garage




▲ Glass bar cabinet with interior lighting, wine bottle pull-out



EN6010



▲ Electrically extendible TV lounge with automatic backrest adjustment, ivory leather World of Living



▲ The round lounge seating group in the rear provides a considerable amount of space and a uniquely comfortable television position for two



EN6001



▲ Large round rear lounge seating group in liner for two 53, ivory leather World of Living



▲ In model 53 L, the exclusive lounge round seating group in the rear is complemented by the extra-large scooter garage below and the storage area with storage compartment above, as well as two glass bar cabinets with interior lighting and wine bottle pull-out

liner-for-two

Liner-for-two

Kitchen Highlights

- + Large, curved kitchen worktops with Corian anti-drip edges
- + "Professional gourmet" 3-ring hob with glass cover, robust cast iron grate and easy-clean glass surface
- + Raised kitchen work surface in the shape of a vertical wave for visual room partitioning with a large storage cabinet with sliding door running in the opposite direction (registered for patent)
- + Six large kitchen drawers with electric central locking
- + 160 l fridge incl. 30 l freezer compartment at hand height
- + Slide-out storage cabinet integrated in round bathroom wall
- + Sink cover as additional work surface/cutting board
- + Optional: Capsule coffee maker as standard pull-out from overhead storage cabinet



▲ Optional: Capsule coffee maker from overhead storage cabinet



▲ Large, curved kitchen with raised kitchen work surface in the shape of a vertical wave for visual room partitioning




▲ **Raised kitchen work surface** with large storage cabinet and sliding door running in the opposite direction, surface = work surface extension



▲ **Practical:** The pulled-out storage compartment also acts as an additional work surface.

Bathroom and changing room highlights

- + Comfortable luxury bathroom with spa rain shower opposite
- + Large washroom with wash stand base unit, laundry basket and large mirrored cabinet
- + Changing room with Mini Heki skylight can be separated from kitchen and sleeping area
- + Two large sideboards with several large drawers for clothing
- + Room-high wardrobe with two clothes rails and a shelf in the changing room
- + Spa rain shower with shower room design with dark granite look and shower walls in sandstone decor
- + Waterproof shower insert in living area floor design



▲ Comfortable luxury bathroom with spa rain shower opposite




▲ Room-high wardrobe with two coat hooks and shelf for individual organisation

Sleeping area highlights

- + Electrically lowerable lengthways single bed with large, continuous sleeping area
- + Bed can be lowered for easy access via the extendible access steps and large sitting height, wobble-free support in sleeping position
- + Two side windows in sleeping area, Mini Heki skylight above fold-down bed, open bookshelf beneath fold-down bed incl. LED lighting
- + Sliding door beneath fold-down bed for insulation against cold from driver's cabin
- + "Carawinx" sleeping system – medically recommended, point-elastic under-springing system
- + High quality 7-zone quality mattress with breathable climate quilting



▲ Electrically lowerable lengthways single bed with pull-out access steps and sliding door to shut out the cold

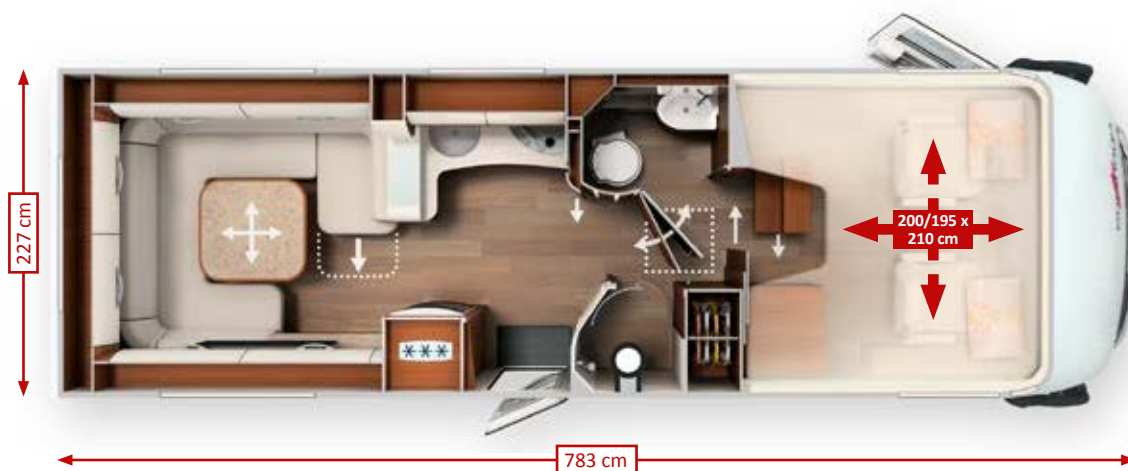


▲ Visual highlight: the fold-down bed integrates wonderfully into the living area

liner-for-two Model series overview

liner-for-two | 53

Number of seats with three-point safety belt: 2/ 4* Number of sleeping places: 2/ 4*



liner-for-two | 53 L

Number of seats with three-point safety belt: 2/ 4* Number of sleeping places: 2/ 4*



Exterior



STANDARD White

Cabin and vehicle front white; A-column, front, side, rear apron and wheel arches silver platinum


OPTIONAL Silverline

Cabin and vehicle front silver; A-column silver platinum; front, side, rear apron and wheel arches anthracite



MODEL HIGHLIGHTS

- + Uniquely designed floor plan with exclusive round lounge seating group in rear, Pedelec garage and innovative 4-room partitioning over a vehicle length of just 7.83 m
- + Electrically lowerable lengthways single bed with large, continuous sleeping area
- + Comfortable luxury bathroom with spa rain shower opposite
- + Changing room can be separated from kitchen and sleeping area
- + Ceiling-high wardrobe with two coat hooks and shelf integrated in the changing room
- + Two chassis variants




*with options

Chassis:	Fiat Ducato AL-KO low frame 40 heavy / Iveco Daily 50C
Ready to drive weight from:	3,735 kg / 4,115 kg
Additional loads up to:	1,020 kg / 1,685 kg

MODEL HIGHLIGHTS

- + Particular feeling of spaciousness in round lounge seating group due to storage area with glass bar cabinet
- + Electrically lowerable lengthways single bed with large, continuous sleeping area
- + Comfortable luxury bathroom with spa rain shower opposite
- + Changing room can be separated from kitchen and sleeping area
- + Ceiling-high wardrobe with two coat hooks and shelf integrated in the changing room
- + Two chassis variants



*chassis-dependent

Chassis:	Fiat Ducato AL-KO low frame 40 heavy DA/Iveco Daily 65C
Ready to drive weight from:	4,595 kg / 3,935 kg
Additional loads up to:	2,105 kg / 1,465 kg

Interior

“Siena bicolour” World of Style

Furniture surfaces with a bicolour look consisting of summer chestnut and high gloss ivory fronts



▲ Living area floor PVC floor covering, parquet look in “Cognac” with optional removable carpet

Liner-for-two



Usable height
up to 57 cm

Double floor basement with massive storage compartment

EASY ENTRY – convenient loading from the outside, easy unloading from the inside




Gas bottle compartment

Exterior loading



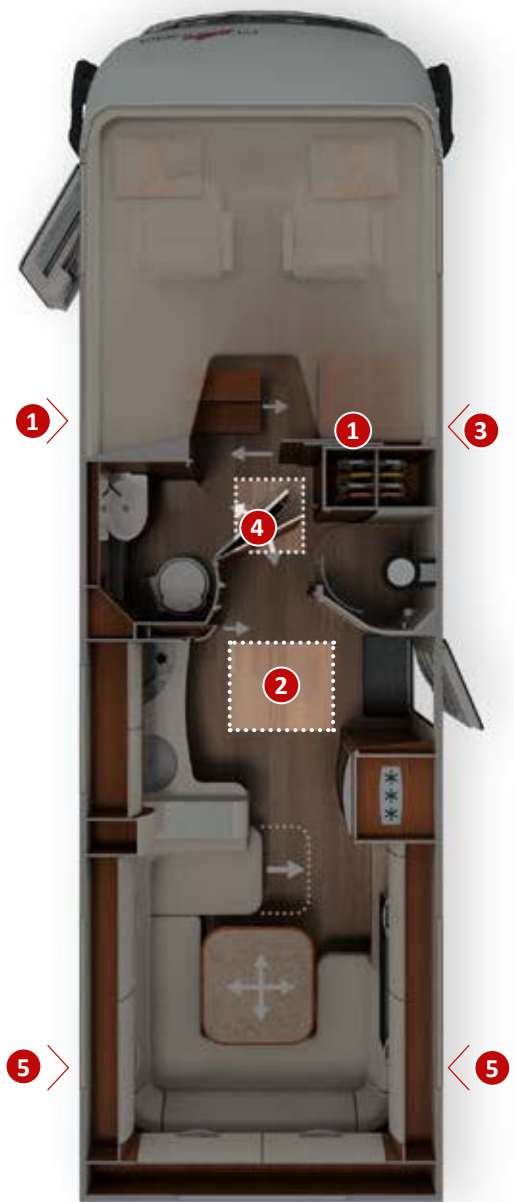
▲ Convenient loading of double floor storage compartment at passengers side via large exterior hatch



Interior unloading



▲ Additional, massive living area floor hatch in double floor in changing room





- + **Central double-floor basement** with massive, heated storage space, usable height up to **50 cm** (Fiat) or **57 cm** (Iveco)
- + **Outside access** via several large hatches
- + Convenient **interior access** via two massive living area floor hatches
- + **Large, central through-loading space** (interior height 36 cm/Fiat; 33 cm/Iveco), easy for loading via the entrance door via a large, adjustable living area floor hatch
- + **Extra-deep double floor exterior storage compartment (height 63 cm, width 110 cm)**
- + Entire double floor heated with **climate storage function**.



▲ Massive living area floor hatch in entrance area: easy to load from the outside when main cabin door is open.



▲ Double floor storage compartment is easy to load at the driver's side via additional large exterior hatches

Exterior loading



▲ Liner-for-two 53 rear garage with wheel recess/handlebar height extension on Fiat Ducato AL-KO




▲ Liner-for-two I 53 rear garage with handlebar height extension on Iveco 50C

Rear garage variants



▲ Rear garage liner-for-two I 53 L on Fiat Ducato AL-KO DA



▲ Rear garage liner-for-two I 53 L on Iveco 65C






liner-for-two

Liner-for-two


On-board technology

Electrical technology, water supply, hot air storage heating technology

-  **+ ALDE warm water heating**
-  **+ Climate storage double floor**
with underfloor heating effect and real warm water underfloor heating
-  **+ Capacity**
225 l fresh water tank
180 l waste water tank
2 x 80 Ah gel batteries
(can be increased to 3 x 80 Ah)

▼ Wall heating effect

Aluminium on the insides of the wall: Heat storage and wall heating at the same time with 1000-times better heat distribution than conventional wooden interior walls.



▲ Warm water heating

ALDE warm water central heating with numerous convectors in the entire climate storage double floor, living area, in the rear garage, driver's cabin and the door entrances. Heat booster under the driver's seat. Real warm water underfloor heating in round seating group area.



▲ Central water drain

Central water drain in climate storage double floor – can also be operated from the outside through the main cabin door.

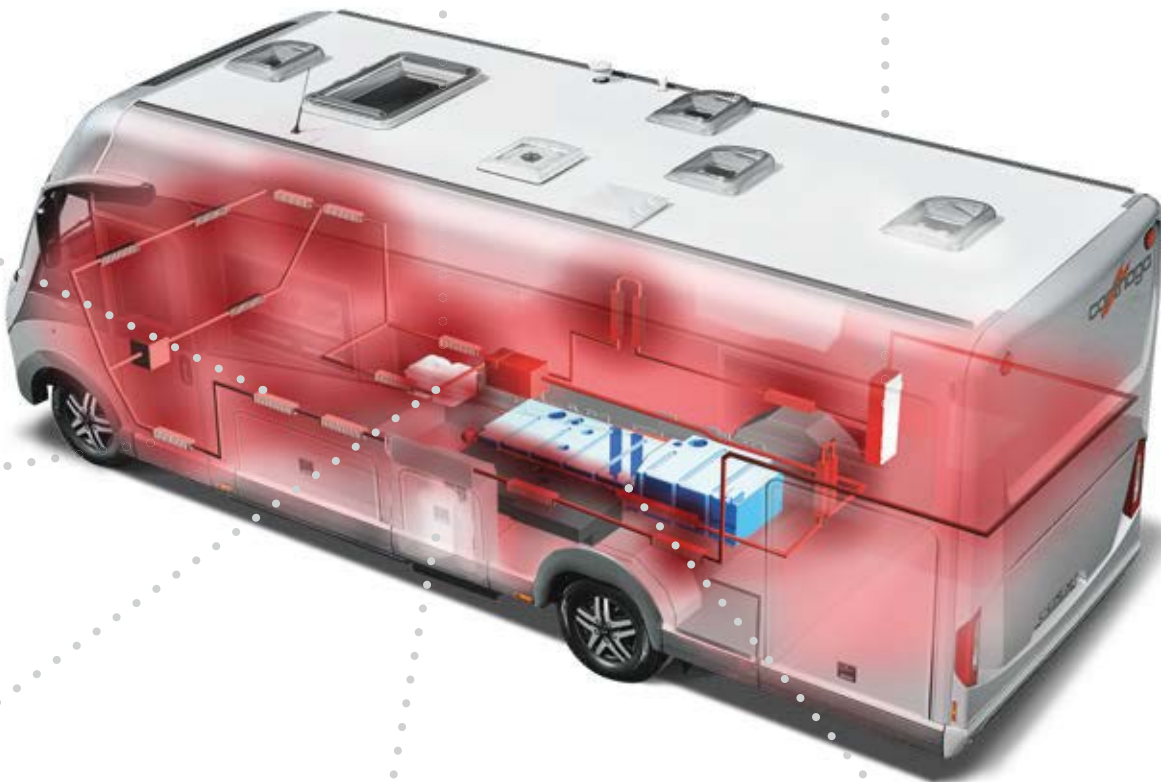
▼ **Heated battery**

centre with 2 x 80 Ah gel batteries in the double floor, accessible from double floor storage compartment at passenger side, with battery main switch



▼ **Electric centre**

Electric centre in the rear garage, easily accessible for service



▲ **Gas bottle compartment "easy change"**

Extra-low gas bottle compartment, one-handed operation of hatch, comfortable replacement of individually accessible gas bottles.



▲ **Water supply**

Large fresh and waste water tank volumes, frost-safe in the climate storage double floor for optimal centre of gravity, central water drain in the double floor, water supply via a pressure pump system.

Liner-for-two

Standard features

"Coming Home" function



▲ The remote control in the main key activates the central locking and exterior lighting at the same time

Bus mirror "best view"



▲ With large main mirror and wide-angle mirror

Bus windscreen wiper system



▲ Bus windscreen wiper system wiping in the opposite direction with extended wiping area and field of view (version on Iveco Daily)

Ambient lighting



▲ With infinitely variable dimming function (mood lighting)

Security cabin doors



▲ With triple locking mechanism, steel hinges on the inside, door low window with insect screen (Super package)

Driver's cabin door



▲ With safety double locking system, electric windows and low door entrance

Slide-out storage cabinet



▲ Practical storage compartment with easy access at standing height

Coffee machine pull-out



▲ Coffee machine pull-out integrated in overhead storage cabinet

Professional gourmet hob



▲ With 3 burners, cleaning-friendly glass surface, cast iron grate and divided glass cover

Round lounge seating group in the rear



▲ Optionally with electrically extendible TV lounger

Carawinx sleeping system



▲ Medically recommended, point elastic under-springing system in the fold-down bed

Additional sliding door



▲ Cold from the driver's cabin is sealed off underneath the fold-down bed when it is in the sleeping position

World of Living

+ World of Living selection

Collection	Type	c-compactline	c-tourer		chic c-line		chic c-line superior	chic e-line chic s-plus	liner-for-two
	World of Style	epic bicolor	epic bicolor	Casablanca bicolor	linea classica	linea moderna	Siena bicolor	Riva bicolor / Monaco	Siena bicolor
Barcelona	Fabric	●	●	●	●	●	●	●	●
Toulouse	Fabric	–	–	●	●	●	●	●	●
Venezia	Fabric	●	●	●	●	–	●	●	●
Ancona	Textile leather/ Fabric	○	○	○	○	○	○	–	–
Malaga	Textile leather/ Fabric	○	○	○	○	○	○	–	–
Cream	Part leather	–	–	–	○	–	–	○	–
Ivory	Part leather	○	○	○	–	○	○	–	○
Macchiato	Part leather	○	○	○	○	○	○	○	○
Savannah	Part leather	○	○	–	○	○	○	○	○
Cream	Leather	–	–	–	○	–	–	○	–
Ivory	Leather	○	○	○	–	○	○	–	○
Macchiato	Leather	○	○	○	○	○	○	○	○
Sand	Leather	○	○	○	○	○	○	○	○
Bicolor Stone	Leather	○	○	○	○	–	○	○	○
Sand Performance	Leather	–	–	–	–	–	–	○	–
Macchiato Performance	Leather	–	–	–	–	–	–	○	–

● Standard equipment ○ Available as option – not available

YOUR ADDED VALUE WITH CARTHAGO

+ Highly effective stain protection

Fluids do not penetrate the fabric.
The majority of stains can be easily wiped off with a damp cloth.

+ Excellent anti-fade properties

+ Hard-wearing and easy to care for

+ Washable curtains and decorative cushion covers

+ Antibacterial mattress cover



▲ Highly effective stain protection protects your upholstery


+ Very high quality Antara / fabric combination:

Antara with highly effective "Teflon Repel" stain protection, contrast fabric with dirt-repellent stain resistance


+ Very high quality textile leather / fabric combination:

extremely hard-wearing textile leather in soft Nappa quality, contrast fabric with dirt-repellent stain resistance


Venezia




Malaga




Toulouse



Ancona



Barcelona




World of Living




+ Very high quality leather / Antara combination:

outstanding quality leather, contrast fabric with dirt repellent stain protection


Cream part leather




Savannah part leather



Ivory part leather



Macchiato part leather




▲ **Carthago World of Sleeping & deco set** consisting of up to four decorative cushions (floor plan-dependent), a Jacquard house blanket with woven-in Carthago logo and a fitted sheet set to match the respective floor plan


+ Very high quality leather equipment:

classy leather combination with outstanding quality


Cream leather




Bicolour leather Stone




Macchiato leather




Macchiato Performance leather




Sand leather



Sand Performance leather



Ivory leather



The Carthago Premium-DNA

More than a good feeling

Innovative thinking, an eye for details, extravagant solutions and the solutions producing a high degree of practical use, the perfect combination of **high-tech lightweight construction materials**, intelligent processing and **pioneering spirit**. These are the ingredients for our unique overall vehicle concept.

They are deeply rooted in our **Carthago Premium DNA**. It is an incentive an obligation at the same time: The Carthago Premium DNA is our value promise to each Carthago customer, and brings together that which characterises each of our motorhomes. And at the same time, it expresses the difference between Carthago and other motorhomes.

Our core competence is in liner premium class motorhomes. This because our **40 years of experience** in this industry flow into every stage of development and manufacturing. We think that only the best is good enough for your comfort and your safety! The materials and construction technologies that we use and the demands that are made of their weight and stability have many similarities to aviation technology.

In this way we can offer you a high degree of durability and value retention, safety, protection and comfort. Each Carthago motorhome therefore becomes something special. Each Carthago is therefore a **synonym for exclusivity and quality**. Or, to put it briefly, it stands for "The motorhome".

Space guaranteed.

Carthago double floor basement with massive storage compartment

Safe on the road.

Carthago Driver's cabin visibility concept with best test result

Well-being – all year round.

Carthago Heating & air conditioning technology

Uncompromisingly light

Carthago lightweight construction technology

Long-lasting. High stability.

Carthago
Liner premium-class
body construction



Unique. Unmistakable. Extravagant.

Carthago Personality

Liner premium-class body construction

Longevity, protection and value retention

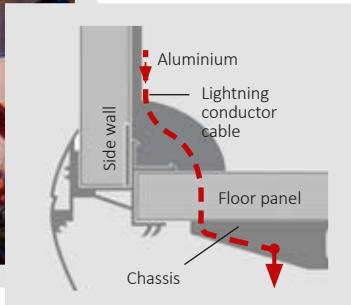


The Carthago main body structure consistently orients itself to that which Carthago drivers want: carefree travelling in the long term, and value retention. We therefore rely on **long term quality**. GRP and aluminium are there where the materials are used correctly. For

your protection and your comfort, even in event of hail, rain, lightning and cold. The unique chassis connection via extremely **stable frame members** is the guarantee of maximum torsion stiffness. Quality that you can feel – journey after journey, year after year.



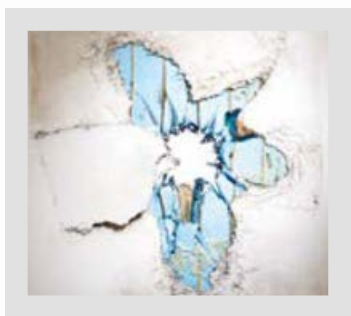
◀ **Tested lightning protection**
Aluminium on the roof and the inner walls provides protection like a Faraday cage. Additional lightning conductors in the chassis significantly increase this protection effect. The lightning protection test has proven: A Carthago main cabin provides verified protection against lightning strikes!



YOUR ADDED VALUE WITH CARTHAGO

- + Protection against lightning strikes, hail, stone chippings and moisture
- + Comprehensive 10-year warranty against leaks
- + Easy to repair in the event of damage

▼ **Lightning penetration** with conventional GRP roof with wood/GRP roof interior






Moisture protection ▶

The Carthago body provides proper all-round protection. The design thereof provides protection from moisture and resulting consequential damage. Reliably and in the long run. This promise is backed up by a ten year warranty against leaks.



▲ **Hail protection**

The Carthago top side of the roof made from GRP provides effective protection from hail and reduces insurance premiums. The special feature: The protective effect against lightning strike remains thanks to the aluminium on the inside of the roof.



Repair-friendliness ▶

Attention was paid to having multi-part segmentation during the development of the main body components. In event of damage, this makes replacement easier and saves money. For example, there is a separately replaceable rear bumper at the rear of every vehicle



▲ **Stone chipping protection / underride guard**

GRP also provides protection in the areas you cannot see. The Carthago GRP floor underside provides long-term protection against damage caused by stone chippings, rotting and humidity. Throughout the years – without the need for maintenance! The lowered frame of the scooter garage also serves as an underride guard and prevents collision damage.



Liner premium-class body construction

Advanced technology borrowed from aircraft construction

Carthago bodies have strong and durable connections. Where others use screw connections, we apply high-tech. As well as high degree of stability, a main body reinforced with **frame members** and **special bonding technologies** also provides a clear plus with regard to safety. The frame member for connecting the floor and the side walls acts as side collision protection if the worst comes to the worst. Thanks to **intelligent lightweight construction** with features borrowed from aircraft construction, the main cabin is not just highly stable, but also light and torsionally rigid.

YOUR ADDED VALUE WITH CARTHAGO

+ Durability

and therefore value retention for years

+ Perfect insulation

and heat storage for comfort all year round

+ Maximum chassis stability


and torsion resistance, the decisive contribution for driving comfort and driving safety

+ Low inherent weight

thanks to self-supporting bodywork


+ 100 percent wood-free main body

no chance of rotting



▲ Carthago side wall construction

Aluminium on the outside of the walls, and also on the inside of the walls is a prerequisite for effective lightning protection and provides efficient heat storage. This produces the typical Carthago well-being climate. The homogeneous heat radiation acts like a wall heater.




▲ Carthago low-level scooter garage

Deep lowering of the scooter garage means maximum storage space and minimal effort when loading. Wall/floor with extremely high load-bearing capacity thanks to form-fitted, bonded frame members. Loadable up to 450 kg.



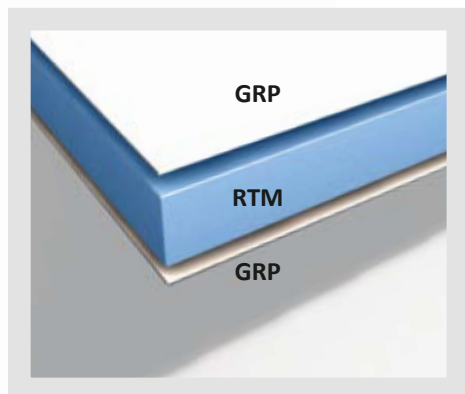

▼ **Carthago roof structure**

Having GRP on the outside means protection from hail, and having aluminium on the interior means protection against lightning strikes (Faraday cage). The aluminium inside also takes over the function of a heat store in winter.



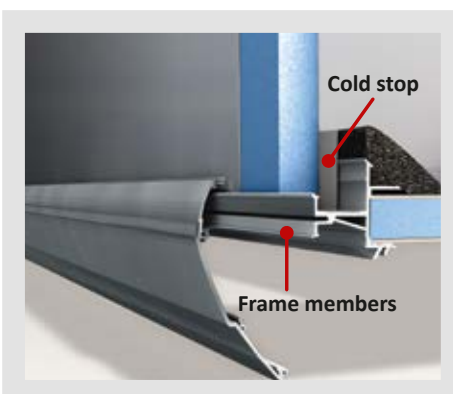
▼ **Carthago roof/wall connection**

The typical Carthago curved roof is not only an unmistakable design element but with the frame members on the inside, it makes a decisive contribution to the rigidity of the main cabin. And all of this without any thermal bridge whatsoever. Another safety advantage: less susceptibility to side winds.



▲ **Carthago floor panel**

The Carthago floor panel has all-round protection. The lower and upper sides are made from GRP, and between them there is a hard foam insulating core made from RTM Styrofoam. The high-stability floor panel has lifelong protection against humidity and rotting.



▲ **Carthago floor/wall connection**

The side wall/floor connection is implemented using a high-stability frame member at both sides. In aircraft construction, it is form-fitted and bonded along the entire length. And if the worst comes to the worst, it has the effect of side collision protection. An integrated thermal bridge stop reliably prevents any thermal bridges.

Chassis connection
using high-stability frame members

Double floor basement with massive storage compartment

More room for your holiday

YOUR ADDED VALUE WITH CARTHAGO

- + **Largest storage compartment in the class**
- + **Unique, massive double floor basement**
- + **Convenient “easy entry” access from the outside and the inside**
Load from the outside, unload from the inside
- + **Extra-low storage compartments for additional usable height**
- + **Lowered storage compartment elaborately manufactured in original bodywork sandwich**
therefore maximum stability and high-efficiency insulation
- + **Full use can be made of storage compartment volume**
No restrictions thanks to installation with technical components
- + **Weight and balance - weight optimisation and additional payload**
thanks to maximum usable axle loads and balanced weight distribution between front and rear axle





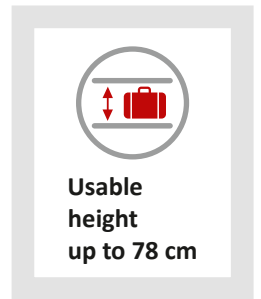
So much fits into the unique Carthago double floor basement storage compartment:

- + Multi-part storage box set, individually tailored to the respective model**
- + Maximum storage compartment utilisation in the double floor**
- + Well-organised and secure storage option**
- + Stored items can be quickly and easily removed for external storage**



Double floor basement with massive storage compartment

EASY ENTRY – convenient loading from the outside, easy unloading from the inside



Gas bottle compartment



Rear garage can be loaded up to **450 kg**

▲ **Scooter garage with high interior height** thanks to deep lowering, access at both sides via large door at passenger side and second door at driver's side

Load from the outside




▲ **Convenient loading** of double floor storage compartment at the driver's side thanks to large exterior hatch

Remove from the inside

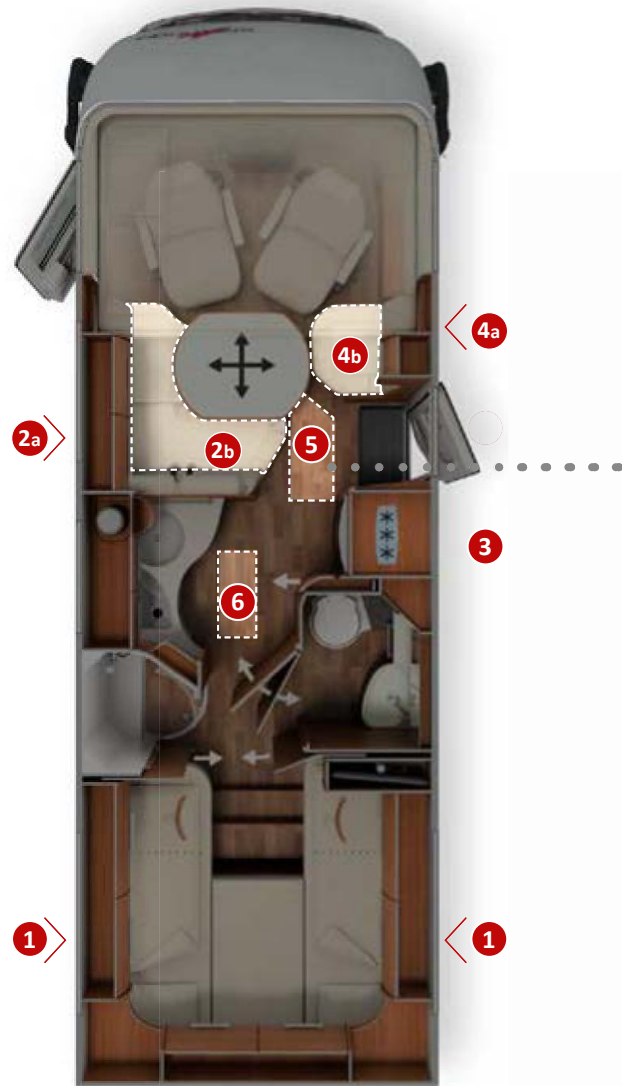


▲ **Easy unloading** of storage compartment contents from the inside via swing-up seat bench cover on the L-shaped lounge seating group (driver's side)

Other double floor basement storage compartments



▲ **Floor hatch in kitchen area** with double floor storage box, usable height up to 42 cm





- + **Double floor basement** with massive, heated storage compartment, usable height up to **78 cm**, storage compartment volume: see illustration of multi-part storage box set
- + **Access from the outside** via several large hatches
- + Convenient **access from the inside** via the seat bench cover of the L-shaped lounge seating group and the swing-up side seat bench, and the large living area floor hatch
- + **Large, central through-loading space** (interior height up to 22 cm), deeply lowered storage compartment cellar (usable height up to 46 cm), also convenient for loading from the outside thanks to the entrance door via the large, adjustable living area floor hatch
- + Entire double floor heated with **climate storage function**.



◀ **Multi-piece storage box set** with maximum storage space utilisation in double floor (made to measure in accordance with floor plan)



▲ **Extra exterior storage compartment** with exterior hatch behind the main cabin door



▲ **Convenient loading** of double floor storage compartment at the passenger side thanks to the wide, large external hatch

Load from the outside




▲ **Massive living area floor hatch and central double floor basement** in the entrance area: also easy to load from outside with the main cabin door open



▲ **Convenient unloading** of contents via the swing-up side seat bench

Unload from the inside



Carthago Pedelec Garage

The storage space wonder for queen-size bed models with an interior height extension of up to 124 cm

Your big bike, Pedelec or scooter won't fit into the rear garage of your motorhome? No problem with Carthago's queen-size bed models. This is how it's done: Briefly swing up the rear bed **with one manual operation** from the outside, park bicycle in the garage, **lower the rear bed**. The Carthago trick: The bike is accommodated in a recess in the floor. Securely lash everything – done in a

jiffy and handlebar heights of up to 124 cm are possible in combination with the swing-up bottom edge of the bed. In spite of this, the bed is easily accessible inside at any time thanks to the low position. Just another one of the many great Carthago ideas. And because it's so good, we've **registered it for patent**.

YOUR ADDED VALUE WITH CARTHAGO

+ Interior height extension

The Pedelec garage in the queen-size bed models up to 124 cm

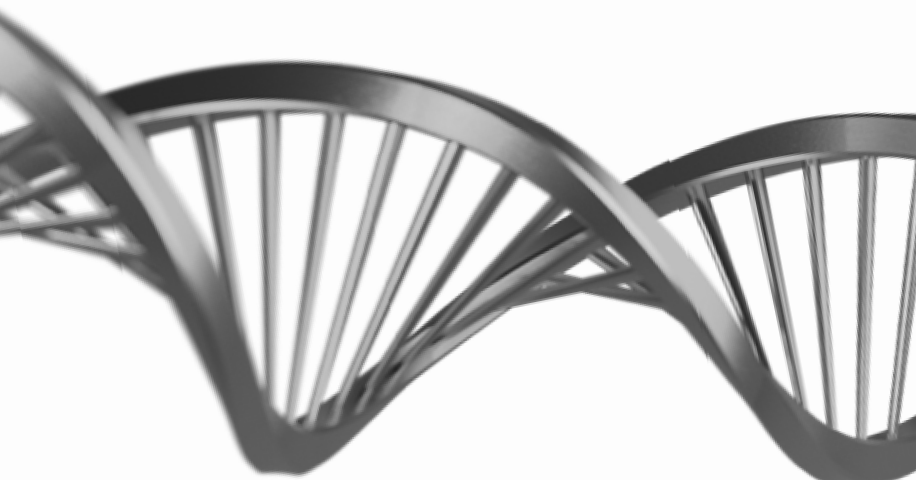
+ Despite having a low bed access height, a bicycle with handlebar height of up to 124 cm can be transported in the rear garage

+ Innovative solution with no additional weight and simple operation

+ Cover plate for floor recess, can also be used as additional storage space with a level garage floor

▼ Carthago Pedelec garage

A Pedelec or scooter can easily be loaded using the hook-on ramp





Optional Pedelec garage height extension

Registered for patent: Leading by means of innovation




- ◀ **Pedelec scooter garage**
c-tourer to chic e-line and liner for two, depending on model



▼ Carthago Pedelec garage

The loading height is extended by simply swinging up the interior rear bed with one hand and the additional sunken floor recess (so that Pedelecs with a handlebar height of up to 124 cm can be stored)

- ▼ **The Carthago insertion and transport fixing system** makes it possible for Pedelecs to be easily inserted into the garage and firmly secured during the trip with just a few manual operations



The Carthago lightweight construction technology

Less weight, more quality – unique in the premium class

Extremely stable and super light: Carthago is the **pioneer for intelligent lightweight construction throughout the industry**. Intelligent means: - Carthago reduces the weight, but not the customary comfort or quality. The Carthago c-compactline and c-tourer motorhomes are the respective lightest models in their class. With maximum stability, quality, maximum comfort and a comprehensive range of equipment. The **consistent lightweight construction** has many benefits: - more payload and less fuel consumption for you, fewer emissions for the environment. For the first time, Carthago has succeeded in developing a practical premium motorhome in the 3.5 tonne weight class, since when it has been **the benchmark in the premium class**.

YOUR ADDED VALUE WITH CARTHAGO

+ More payload

thanks to the low own weight

+ Less fuel consumption


thanks to the low own weight

+ Fewer restrictions


due to road traffic regulations (overtaking bans, restrictions when driving into towns/cities etc.)

+ Outstanding practical benefits,

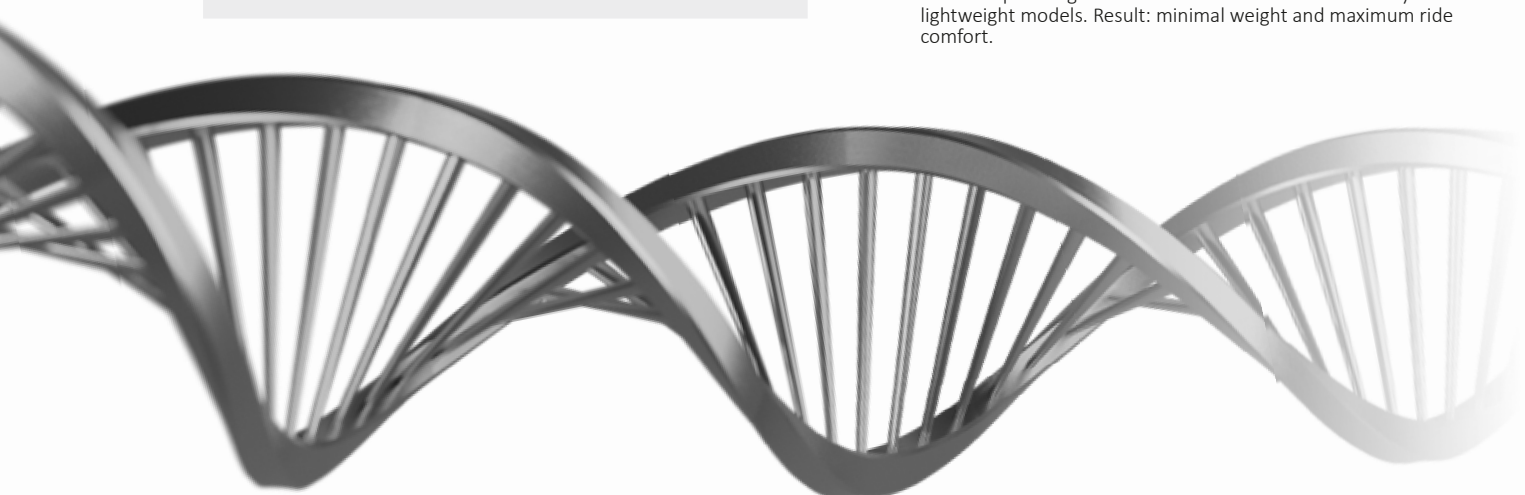
also in the 3.5 tonne weight class and fewer toll fees (see Carthago model series in the lightweight premium class)



▲ The Carthago main body construction technology is not just highly stable, it is also light. The combination of aluminium on the outside and the inside and the RTM hard foam insulating core which is typical of the brand allows Carthago to dispense with additional weight-intensive wall reinforcements.




▲ The Carthago double floor Together with the high-stability self-supporting main body construction, it contributes to a providing high degree of stability and torsional rigidity, and is extremely lightweight at the same time. A "special light" AL-KO low frame is used exclusively for the lightweight models. Result: minimal weight and maximum ride comfort.





Lightweight premium class

Carthago lightweight construction technology, specially for the 3.5 t weight class



▲ Carthago weight-optimised furniture design

Thanks to the weight reducing piping technology, the curved and rounded furniture moulded parts have high stability with less weight at the same time.



▲ Balanced weight distribution

Large storage compartments want to be used. The basis for this is a sufficient load. At Carthago, wheelbases which are coordinated in a model-specific way are used. The result is an optimum weight balance between the front and rear axle. This is a requirement for a practically-orientated use of the storage space.


Carthago heating and air conditioning technology

Cosy and comfortable, just like home

We can't think of any reason why you should have to forego a good climate when you are travelling, something which is dear to yourself at home. A Carthago provides **year round comfort**. Technical ingenuity such as heat-reflecting walls, on-board technology with targeted heating, heat circulation through the entire climate storage double floor. This creates the best conditions for a **true well-being climate** in summer and winter. Since that which insulates and heats in winter has the opposite effect against heat in the summer.


YOUR ADDED VALUE WITH CARTHAGO

- + Winter-proof motorhome**
with year-round comfort
- + Underfloor heating effect –**
your feet are always warm
- + No warm air draughts**
due to thermal storage technology
- + Even heat distribution**
and radiation due to the aluminium inner wall
- + Heat storage effect**
and efficient insulation reduce gas consumption
- + Targeted heating**
of all technology components safeguards functionality



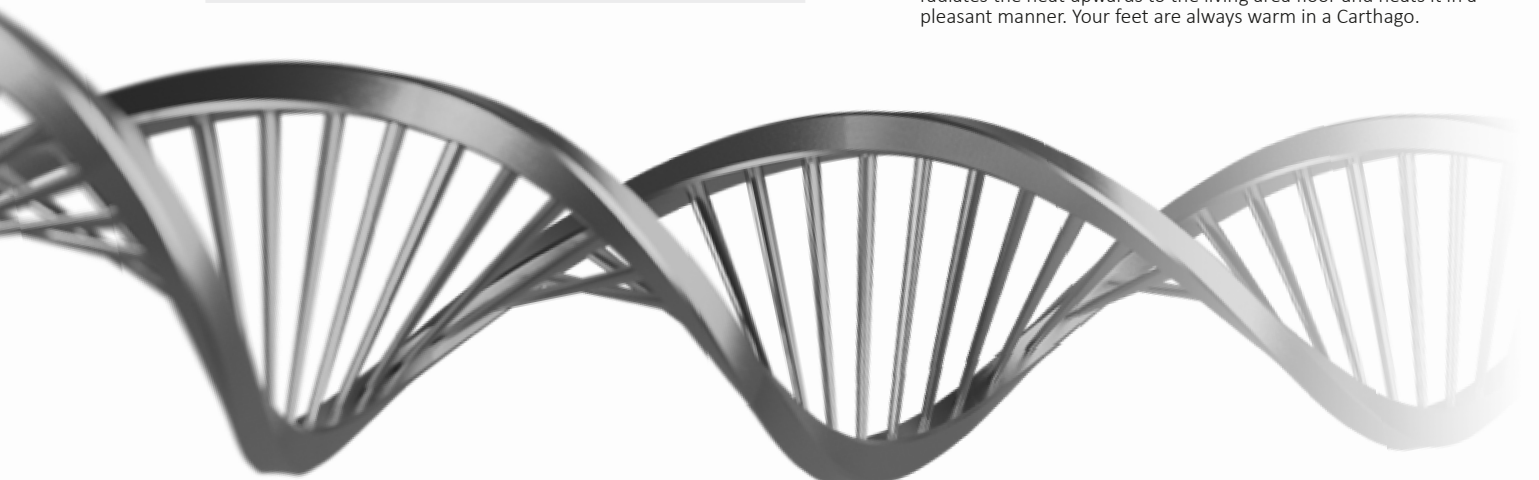
▲ Targeted heating of the driver's cabin

In all integrated models, the front area of the dashboard has targeted heating. As a result, the double-shell front end acts like an area heater. The living area in the driver's cabin therefore has a pleasant temperature without a flow of cold air coming from the vicinity of the windscreen.



▲ Carthago underfloor heating

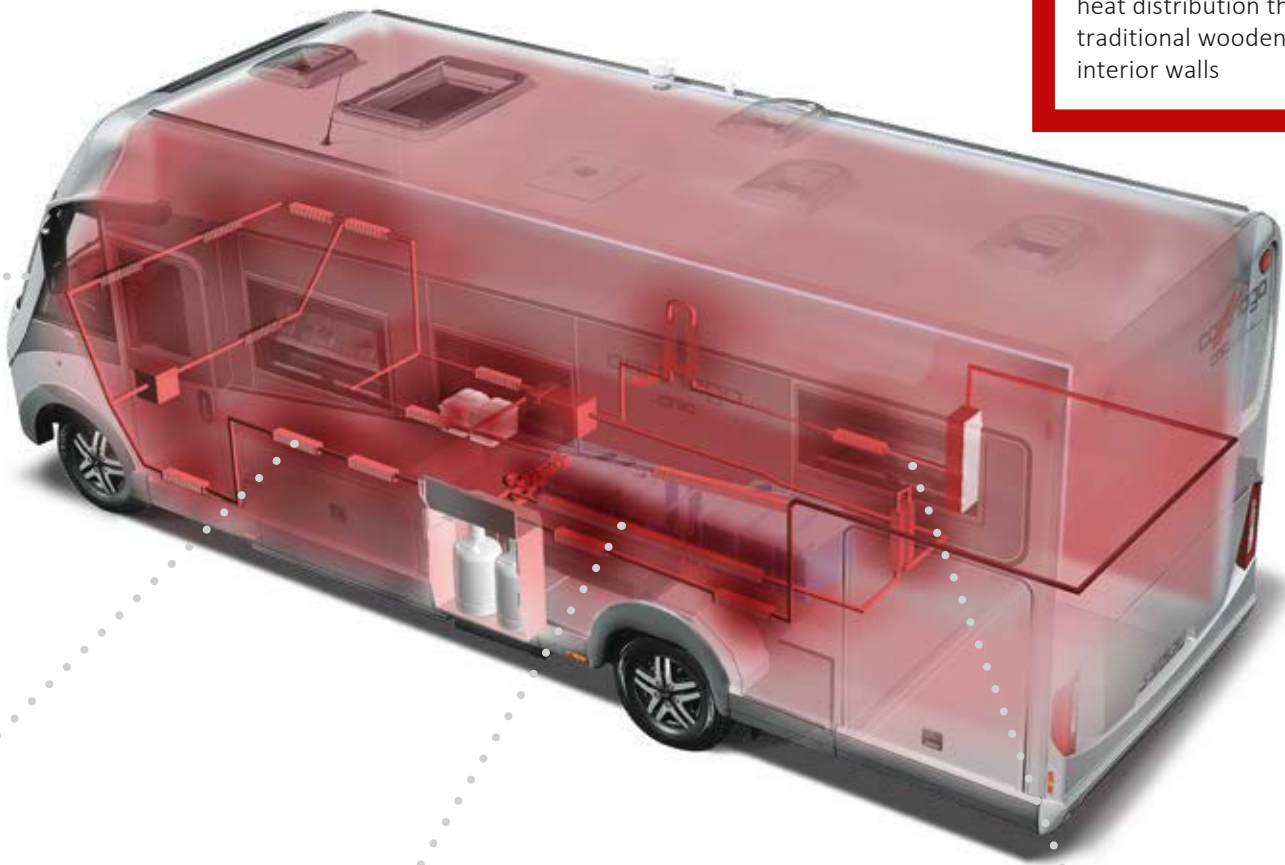
Numerous warm air outlets and heat circulation channels in the entire climate storage double floor provide even heat distribution. This heat accumulation in the climate storage double floor radiates the heat upwards to the living area floor and heats it in a pleasant manner. Your feet are always warm in a Carthago.






Aluminium interior walls

= 1,000 times better heat distribution than traditional wooden interior walls



▲ Heated technical components

Heaters installed in motorhomes is a standard feature. Heating the living area with it is as well. All areas that are sensitive to the cold have additional targeted heating in a Carthago motorhome: all technical components such as tanks, batteries, storage areas, doorways, etc. That guarantees full functionality, even at low minus temperatures.



▲ Carthago wall heater effect

Aluminium that is also on the insides of the walls stores the heat that is absorbed and evenly gives it off it again. This results in a very pleasant wall heater effect. Aluminium conducts heat 1000 times better than conventional inside walls made from wood.

Carthago driver's cabin visibility concept

One thing is for sure: Carthago

Vision is safety: You have the road in view sooner in an integrated motorhome from Carthago. The windscreen is drawn down low towards the bottom, **view of road surface already after 2.77 m**. When it rains, the windscreen wipers support the optimum field of view. The **large Carthago "best view" bus mirrors** provide an outstanding view to the rear. The AL-KO low frame with

wide track safety running gear lowers the centre of gravity and provides a secure ground contact. The **climate storage double floor** provides the extremely stable main cabin with additional stiffness – you have the best possible protection with this safety body. The comprehensive Carthago safety package also comes as standard.

YOUR ADDED VALUE WITH CARTHAGO

+ Maximum view upwards

increased field of view due to the high windscreen (view of traffic lights)

+ View optimisation

of the road surface towards the front during the trip after just 2.77 m thanks to the perfect, ergonomic cockpit design, dashboard that slopes steeply towards the front and low front windscreen

+ Optimised windscreen wiper area

bigger field of view in rainy conditions

+ Carthago "best view" rear-view mirror system

for maximum field of view towards the rear

+ Comprehensive safety package as standard




EN1002



▲ Driving safety

Carthago is a pioneer when it comes to driving safety. The modern safety and comfort systems of the Fiat Ducato and the AL-KO low frame chassis are additionally supplemented by Carthago's own safety systems. Carthago is the first and only motorhome manufacturer with tested motorhome driving comfort certified by the TÜV.



◀ **Carthago bus mirror system "best view"**
Bus mirror system suspended at the side with large main mirror and an additional wide-angle mirror – perfect view towards the rear, no blind spot.



▲ **Best test result for view towards front**
Best test result in comparison tests with other integrated vehicles of the competition: Road surface already visible in driving position from a distance of 2.77 m in a Carthago.




▲ **Carthago driver's cabin all-round field of view**
Perfect overview when travelling - more safety for you. Maximum angle of vision upwards and downwards. Perfect vision to the rear and side.

Carthago Personality

Exterior design leadership

Distinctive, unmistakable, unique: A Carthago is THE face in the crowd. It is just as individual as its owner. The evolutionary Carthago design sets standards that go beyond the motorhome industry. **Shape and function** combined into a perfect symbiosis. Powerful radiator grille and elegant front mask, stylish rounded side wall roof transition, offset sills and a sturdy rear – with the subtle application of decals, this all combines to create the typical Carthago appearance. With harmonic shapes and flowing lines. **Every detail is well thought-out.** The main cabin window and hatches are flush-mounted in the side walls. Even the filler cap of the integrated motorhome is flush-mounted. The rear lights finish off the vehicle with a light graphic in the Carthago C-design.



▲ **The Carthago curved roof:** A Carthago motorhome awakens emotions due to its unique and elegant design. The curved roof that is typical of the brand is such a design element. It also increases the torsion resistance of the body, and there is less susceptibility to side wind. The design and use are perfectly combined!

YOUR ADDED VALUE WITH CARTHAGO



+ **Distinctive and unmistakable exterior design**

+ **Elegance and dynamics**
due to the 3-dimensional shapes and curves

+ **Individual appearance**
thanks to unique design concept

+ **Flat bodywork surfaces**
due to invisibly recessed hinges and flush-mounted integrated tank flap



▲ **The new GRP rear** with the bus look of the chic c-line new generation is setting standards with regard to design thanks to its sporty and elegant exterior look





▲ **The Carthago lighting technology and the v-face design:** The lighting pattern of a Carthago motorhome is unmistakable. The characteristic integrated front headlights in combination with the v-face design that is typical of the brand at the front. The powerful radiator grille emphasises the dynamics of the entire motorhome.



▲ **The fuel tank flap** is flush-fitted in the Carthago integrated models



▲ **Doors and hatches:** All hinges on the doors and hatches from the chic c-line model series onwards are invisibly lowered into the frame. This results in a homogeneous look and ease of cleaning.

Carthago Personality

Interior design leadership

Carthago has been named as the clear favourite in the exterior and interior design categories time and time again in the voting for the motorhome of the year. To us, this means pleasure and commitment at the same time. All Carthago developments, the choice of **materials** that are used and the **processing** thereof take place **with**

considerable care. With a great deal of commitment and personal passion, down to the smallest detail. The result is a special Carthago living fascination. A **feel-good factor** which you can **see and feel** when you enter a Carthago motorhome for the first time.

YOUR ADDED VALUE WITH CARTHAGO

- + **Furniture made in our own Carthago joinery shop**
- + **Stable “Durafix” double connection technology** bolted and mortised
- + **No creaking or rattling while driving** noise reduction by means of anti-knocking cushioning
- + **Holders, hinges and drawers with solid household quality**
- + **Seating comfort on long journeys** thanks to the ergonomically shaped quality upholstery
- + **Indirect lighting with LED lighting technology** provides pleasant lighting in the evenings




▼ LED lighting technology

Bright reading light or cosy ambient lighting – the Carthago LED lighting technology makes this possible. Numerous spotlights in the right locations and effective indirect lighting provide impressive effects. And this is also power-saving and long-lasting.




▼ **High-quality hinges / fittings**

In a Carthago, the furniture fittings, flap stays, drawers, door handles are at a high quality level - just like at home. The demand for the highest quality, durability, function and exclusive design characterises the choice of these components.



▲ **Ergonomically perfect upholstery**

Make yourself comfortable – in the high-quality and ergonomically perfectly shaped upholstery of the lounge seating group. Top quality foams and covers with special dirt-repellent finishing are a prerequisite for comfortable sitting and relaxation.



▲ **Workmanship quality**

Furniture from our own carpentry, manufactured and fitted piece by piece with meticulous craftsmanship – nothing wobbles or rattles. It is no coincidence that Carthago always achieves the best results for its outstanding processing quality. Carthago furniture design is a quality feature that is mentioned again and again. Thanks to the double connection technology, highly stable and designed for a long life.

▼ **Simply elegant:**

The chic c-line dashboard
The elegant brown leather covering of the dashboard combined with the bronze-coloured ventilation vents in the driver's cabin underline the feeling of pure exclusivity.



◀ **More than just a hint of luxury**

The "Macciato Performance" or "Sand Performance" leather variant with diamond quilting pattern is reminiscent of exclusive yachts.



**Visit your local Carthago
trade partner** and experience
the Carthago premium class!

Carthago Reisemobilbau GmbH

www.carthago.com

Notes on the details in this catalogue: Changes may have been made to the product after the editorial deadline for this printed document in July 2018. Construction and design changes, differences in shade, as well as changes in the scope of supply on the part of the manufacturer remain subject to change during the delivery period. Differences in colour may be related to printing technicalities. Please note that the vehicles are sometimes pictured with special equipment that has an extra cost. For any further technical data, please see the Price List, also for details of seats during travel etc. These details comply with the German highway regulations (StVO and StVZO).

© Carthago Reisemobilbau GmbH. 88326 Aulendorf, Tel. +49 7525 9200-0, www.carthago.com
Printed in Germany.